

A LEVEL ART



chaseterraceacademy

WHAT IS THE ARTISTS JOB?

- REFRAME THE PRESENT
- INTERDIMENSIONAL NARRATIVE
- REVEAL THE UNSEEN
- INTERPRET THE ERA
- MAKE JOY AND SADNESS
- TIME TRAVEL
- RE-PRESENT THE FAMILIAR AS STRANGE AND UNUSUAL
- PROVOKE CASCADES OF EMOTIVE SENTIMENT
- MAKE THINGS YOU WANT TO SEE EXIST IN THE WORLD.





CONCEPT

Your coursework project will be an independent exploration unique to you and your ideas, **begin exploring artists and ideas** to help you know where to begin.

Start exploring and investigating the themes in every and any way you can think. Explore different interpretations & potential concepts directions, **source images** and **make studies**.

What are you passionate about? Could you challenge, change or manipulate a perspective or interpretation of an idea or concept?

Theme/Concept/Idea Define and expand upon...

Artist Inspiration AO1 How will your ideas and project develop...

Media Experimentation AO2 / Considered Creation AO3 What will you produce? How will you produce it?



DEVELOPMENT

Interpretation, Personification and Representation.

How could objects or artefacts take on new meanings?

Cause

Effect

Solution



EXPRESS

Questions to support the development of high emotional understanding might include the following...

How does your art (or the art work of others) affect your view or perception of things e.g. humans/humanity?

What do you think is the relationship between artist and subject?
What might others think?

What do you think is the relationship between subject and medium?

What do you find most challenging/puzzling/confusing?

Which ideas about artists practise have been most influential for you?
Why have these resonated with you?

How do you respond when you feel stuck, trapped or lost?
How might you develop your persistence and tolerance of uncertainty and the unknown?

How might you collaborate with others in solving creative challenges? What ideas and processes could you draw inspiration from?

How might you use a range of techniques/processes to create a response to a feeling or emotion?

How do you know when your artistic technique/process has worked well?

Could you use personification to express or explore ideas?

Could you use representation or metaphors to express or explore ideas?

TASK 1

Make Pinterest boards. Make them broad but also specific.
(You need to pin at least **20 items per board**)

Board 1: Explore your theme / interpretation – concepts, messages, meanings.

Board 2: Investigate a range of medium – materials and skills. Anything from pencil to paint, collage to photography. Things you want to try or experiment with.

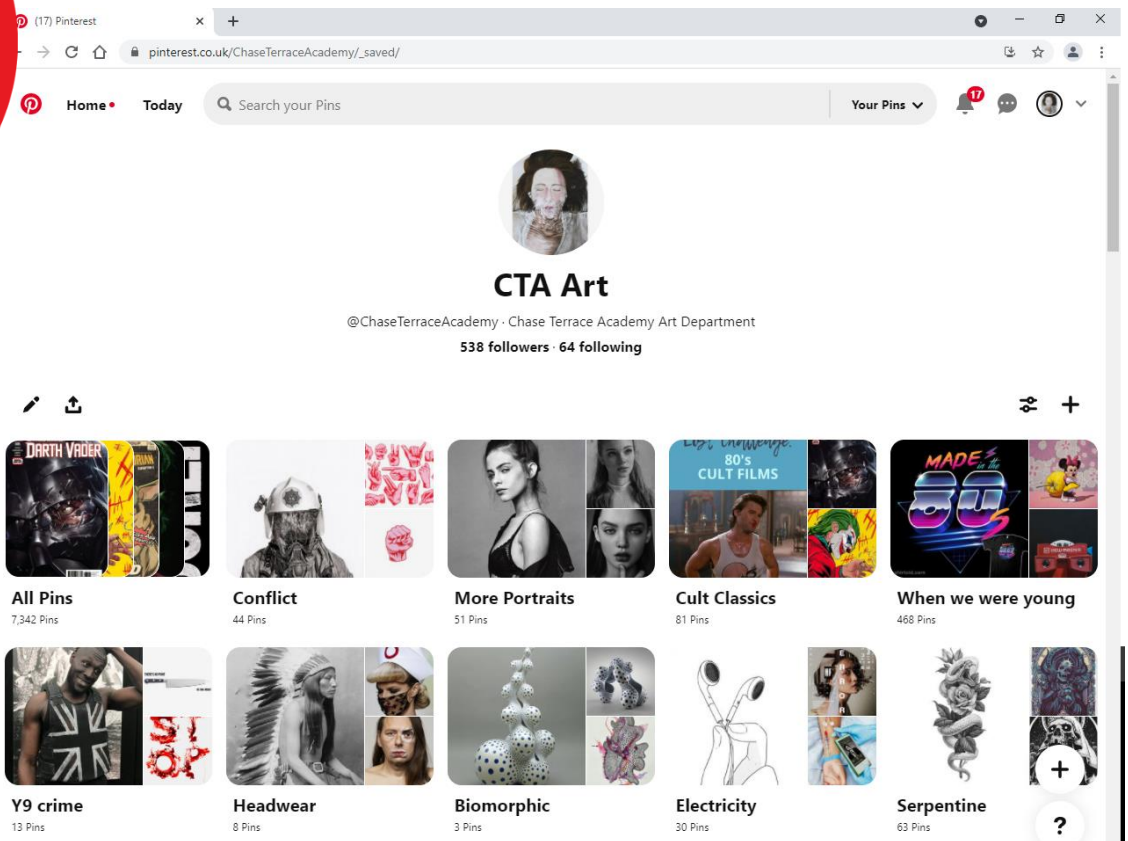
Board 3: Find a range of reference images – Objects and portraiture. Images you could work from.

Use the school Pinterest boards to start your inspiration and ideas.

Pinterest – Organise your inspiration

Boards of **Ideas, Artists, Techniques, Medium**

<https://www.pinterest.co.uk/ChaseTerraceAcademy>



LINKS

A large part of developing your work and ideas as an artist is by experimenting and exploring new ideas and techniques. Quite often the best way to begin doing this is to draw inspiration from the work of others. **This immersion into art can only help with your visual and contextual awareness.**

We should mention however, we have no control over the safety, maturity, nature, interpretation or *content* of any of the online sources mentioned.

Websites

The following websites are an excellent Source of ideas and inspiration...

<https://www.art2day.co.uk/>
https://wemadethis.typepad.com/we_made_this/
<http://www.killercreatives.com/>
<http://50watts.com/>
<http://thefoxisblack.com/>
<https://www.doodlersanonymous.com/>
<https://hi-and-low.typepad.com/>
<http://www.woostercollective.com/>
<https://www.buamai.com/>
<https://weheartit.com/>
<http://www.peanutsoupdeluxe.com/>
<https://www.mrxstitch.com/>
<https://www.creativityunderquarantine.com/>

← → ↻ <https://www.mrxstitch.com/page/5/>


**mr x
stitch**

ABOUT US ▶

HAND EMBROIDERY ▶



Our latest
YouTube video!



Our Instagram Is
Awesome!



INSPIRATION



Behance

A platform that allows professional artists to showcase their portfolios of visual work such as graphic design, fashion, illustration, photography, and more.

<https://www.behance.net/>

You can search and **filter Behance by creative field**

<https://www.behance.net/galleries/illustration>



Instagram – *Fill your feed with inspiration*

@silviemahdal_art – Realistic pencil drawing techniques, really good videos of her process.

@peanutsoupdeluxe – Artist inspiration, a fantastic range of contemporary artist work in all different medium.

@lostlanguage – London born network of international artists & Creatives.

@mrxstitch – Artist inspiration, a fantastic range of contemporary embroidery artist work.

@beautifulbizarremagazine - Artist inspiration, a fantastic range of contemporary artist work in all different medium.

@darkbeautymag - Photography inspiration, a fantastic range of contemporary photographers dark and moody inspired work.



The School Of Life

A collective of psychologists, philosophers and writers. With articles on all aspects of human relationships and interactions it can provide an added layer of depth and understanding.

<https://www.theschooloflife.com/thebookoflife/>

TASK 2 AO1

Explore the theme through artist inspiration AO1. Work from your exploration of pinterest or the website links provided previously sources artist for inspiration.

Produce a minimum of 2x artist research documents ready to present in your sketchbook when we start the course. Use the artist analysis sheet provided to help you write a minimum of 7 paragraphs per artist.

Art Analysis

It is important that you answer in paragraphs and used correct SPAG (spelling, punctuation and grammar).

First impressions

- Record your first reaction and thoughts about the artwork.

About the artist

- What is the artist's name and nationality?
- Is the artist still alive and creating work?
- What medium (materials) does the artist use?
- What techniques or processes does the artist use?

Specific images of artwork

You will need to choose two images of the artist's work. For each image, you must answer:

- What is the title (name) of the work?
- Is there a connection (link) between the title and the artwork?
- Why has the artist chosen that title?
- What do you think the image is about?
- What message could the artist be trying to say?
- What mood or feeling do you get from looking at this work.
- Show the images to someone else and record their response. When they look at the work what does it make them think about?

Connections

- How does this work link to your collage or drawing pieces?
- How does this work link to your theme?
- Choose a previous artist's work you have explored. What are the differences and similarities between the artwork?
- If you could recreate this artist's work in a different medium (material) what would you use?
- If you was to make your own printed piece in the style of this artist what image would you use and why?



Context

- Why does the artist use that specific medium?
- Why does the artist create artwork?
- What is the meaning behind the artwork?
- What has the artist been inspired by?

What do you think?

You will need to answer the following sentence starters.

- The artwork makes me think of...?
- The artwork relates to...?
- What I particularly like about this piece is... this is because...?
- If I could change one thing about this artwork, it would be...?
- This artwork gives me the following ideas...(write at least two things that you could make/draw that have been inspired by this work)?

Key Words:

Record key words that link to this artists work:

-
-
-
-
-
-
-
-
-
-

Artists Analysis: (AO1)

It is really important that you able to **describe, analyse** and **evaluate** the work of others and make **connections** to your own practice. Using **mature language, justifying** your comments and making sure what you are writing is your **OWN WORDS.**



TASK 3 AO2/3

Explore the theme through considered creation AO3. Work from your pinterest or from your own source images found on the internet, in books, magazines or primary sources.

Produce a minimum of 2x A4 and 1x A3 drawings and or media experiments AO2 of objects, artefacts or images from the starting point of Influence / Influencer.

Remember to focus on a **quality finish**, spend time achieving accurate proportioning then develop your drawings with **refined mark making and carefully executed shading**.


You may wish to draw on backgrounds you have created or onto plain paper. Try to use good quality drawing paper (170gsm or more).

Photography

You may want to begin to explore ideas through photography. Your own photos could form the basis of primary resources to draw from or be used for media development throughout your sketchbook. You will find examples of this on pinterest.

We have some Pinterest boards that may help you with some of the technical aspects of photography...

**“A Level Photography Ideas”, “Photography Summer Project”
“Camera Settings Summer Project”**



REFINEMENT A02/3



DRAWING SUCCESS CRITERIA...

Start with an ACCURATELY outlined shape

Consider...

- Elements in relation to each other
- Measured points
- Lines flow between boxes
- Draw lightly

Is your shading realistic?

Consider...

- Have you built your tones gradually?
- Do tones blend into one another?
- What direction are they applied in?
- Have you capture the surface texture?



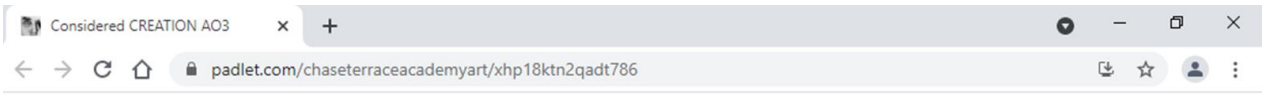
RESOURCES



Padlet

An extensive collection of columns for **Techniques, Resources, Ideas & Inspiration**

<https://padlet.com/ChaseTerraceAcademyArt>



padlet

Chase Terrace Academy Art • 3d

Considered CREATION A03

Resources to achieve awesomeness

Drawing Eyes

Drawing a Nose

Drawing a Mouth

Drawing Skin

Eye in Pencil Crayon



A Nose in Pencil Crayon



Mouth in Pencil Crayon



Pencil Skin Example



Pencil Skin Example



padlet

Chase Terrace Academy Art • 3d

Artist INSPIRATION A01

Resources to achieve awesomeness

Art Artist Analysis

Photography Analysis

A source of Inspiration

Research ESSAY

Artist Analysis questions resource

A01 (Artists INSPIRATION)

Art Analysis

It is important that you understand the elements and avoid correct SPK (Subject, Perspective and Camera).

First Impressions

- Record your first reaction and thoughts about the artwork.

About the artist

- What is the artist's name and nationality?
- In what style did the artist work?
- What medium (material) does the artist use?
- What is the setting behind the artwork?
- What has the artist been inspired by?

Specific images of artwork

- The artist took 10 minutes but began the artist's work for each image you must answer:
- What is the title (named) of the work?
- Is there a connection (link) between the title and the artwork?

Artist Research Questions PDF

PDF document
padlet drive

Photography Analysis questions resource

Understanding

What do you see in the photograph?
What words would you use to describe this photograph?
How would you describe this photograph to someone who could not see it?
What things do you recognise in this photograph? What things seem new to you?
What is the genre of this photograph? (art, portrait, landscape, documentary, architecture, abstract, conceptual etc.)

Analysis

What does this photograph remind you of?
Is it a naturalistic or abstract image?
What has the photographer made with or without a camera? How can you tell?
How has the photographer been inspired? How would you describe the area in this picture? The shapes/forms? The colours/patterns? The texture and pattern?
How has the photographer captured the area of light in this image?
How is light represented in this image? (shadows, highlights, mid-tones, background?)
What is in or out of focus? How has the subject been framed/composed?
What equipment, techniques and processes have been used to make the image?
How does this affect the way you see it?
How is the picture different from real life?

Analysis

Which part of the photograph strikes you as most interesting - capturing, balancing, lighting, marketing? Why?

Photo Literacy

Word document
padlet drive

Understanding photographs

art2day
Art Education Site
art2day

What job can I do with art?

A list of skills linked to careers

Skilledin

Skilledin is a digital platform that links subject skills to the use of the workplace, enabling students to build their career ambition.

Apprenticeships, career opportunities and career resources will be displayed on the platform. This is a career adviser and toolbar it is not a career adviser. Please view our content: [LINK TO SKILLEDIN](#)

Job	Skills	Link to job
Art	Art, Drawing, Creative Arts, Visual Arts & Design	LINK TO SKILLEDIN
Art	Art, Drawing, Creative Arts, Visual Arts & Design	LINK TO SKILLEDIN

Intext Citations Quote References

ANALYSIS STUDY (PHOTOGRAPHY ESSAY)

4 - In-text citations

Clashes is where the name of the author(s) is used within a text.

Smith (2015) highlighted that there was a mismatch between long-term and near-term risk measured through environmental monitoring.

See citation is where the name of the author(s) is not used within the text but the text is still cited.

In educational research, conducting a pilot questionnaire, asking for a consistent best practice (MCGILL, 2015).

It is where you provide text from an external source word for word. It is that with other types of quotes. It is given after the new, separated format, no more than 10% of all your citations should be quotes.

Using data and modeling the relationship is an approach which "has not a good quality data were available" (Lacey, 2015, p. 1).

Intext Citations Quotes and R

PDF document
padlet drive

To indicate contrast

INFO

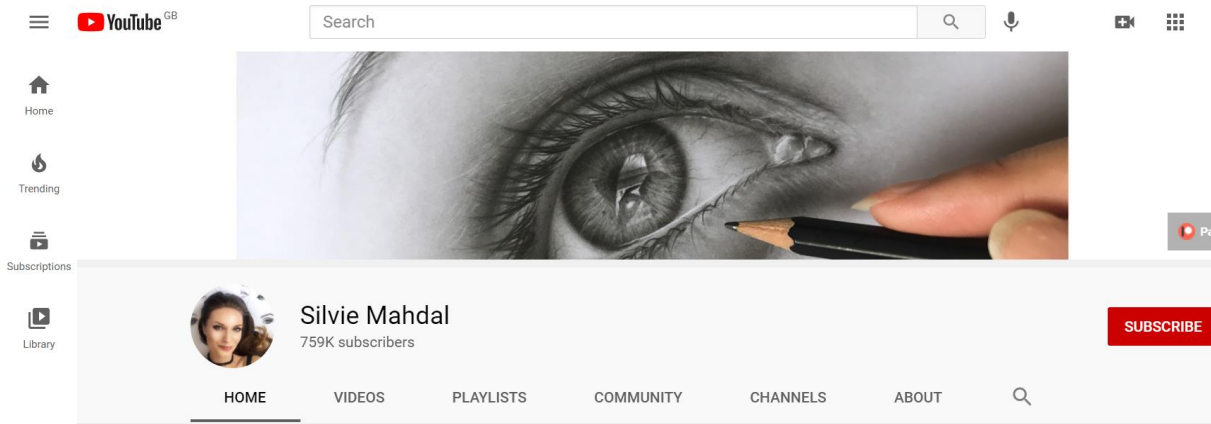


Youtube

Fill your feed with **skills, inspiration & information**

Realistic pencil drawing techniques from **Silvie Mahdal**

<https://www.youtube.com/channel/UCQp5qNTmUn1MlgF2RD2f7MQ>



Watercolour painting techniques & conversation on the illustration Industry from **Holly Exley**

<https://www.youtube.com/channel/UCQRpKldwdkyBW3qgCVZNRMA>

