

# Bridging the gap between GCSE and A Level Mathematics

## Welcome to A Level mathematics!

The object of these pages is to help you get started with the A Level course, and to smooth your path through it. Many students find A Level a challenge compared with GCSE. This is a recognised issue – if you find this you are very far from being alone!

Over the course you will study topics in Pure Maths, Mechanics and Statistics.

The Mathematics Department is committed to ensuring that you make good progress throughout your A level course. In order for you to make the best possible start to the course, we have prepared this booklet. It is **vital** that you spend time working through the questions in this booklet over the summer. You need to have a good knowledge of these topics **before** you commence your course in September. You should have met all the topics before at GCSE. Work through the examples, making sure you understand them, then tackle the exercise to ensure you have understood the topic thoroughly. The answers (and some hints) are at the back of the booklet. You will need to be very organised so keep your work in a folder and mark any queries to ask at the beginning of term. This folder will need to be handed in at the start of year 12.

In the first two weeks of term you will take a test to check how well you understand these topics, so it is important that you have completed the booklet by then. The pass mark is 75%. If you do not pass the test, you may be asked to leave the course or to complete a programme of additional work in order to bring your basic skills to the required standard. If you have to complete more work you will be re-tested. A mock test and worked solutions are also supplied.

All topics can be found on the Dr Frost website. If you need to access this, <https://www.drfrost.org/register.php> and then click on “I’m a Student.” You will then need to add your name, an email address and set yourself a password. Finally you will have to check the checkbox to say you are over 13.

Use this introduction to give you a good start to your year 12 work. This will help you enjoy, and benefit from the course. The more effort you put in, right from the start, the better you will do.

## Contents

	Welcome to A Level mathematics! .....	1
1	Algebra .....	3
1.1	Simple algebraic expressions .....	3
	Exercise 1.1 .....	5
1.2	Algebraic Fractions.....	6
	Exercise 1.2 .....	12
1.3	Quadratic Expressions .....	14
	Exercise 1.3.....	17
1.4	Cancelling .....	19

# Bridging the gap between GCSE and A Level Mathematics

Exercise 1.4 .....	22
1.5 Simultaneous equations .....	23
Exercise 1.5 .....	24
1.6 Fractional and negative powers, and surds .....	25
Exercise 1.6 .....	27
2 Trigonometry.....	28
2.1 Trigonometric Equations.....	28
Exercise 2.1 .....	32
2.2 Other Trigonometric Methods.....	33
Exercise 2.2 .....	34
3 Graphs.....	35
3.1 Straight line graphs .....	35
3.2 Basic shapes of curved graphs.....	38
Exercise 3.2 .....	42
3.3 Factors .....	43
Exercise 3.3 .....	45
Answers, hints and comments .....	47
Exercise 1.1 .....	47
Exercise 1.2 .....	47
Exercise 1.3 .....	48
Exercise 1.4 .....	49
Exercise 1.5 .....	49
Exercise 1.6 .....	50
Exercise 2.1 .....	50
Exercise 2.2 .....	51
Exercise 3.1 .....	51
Exercise 3.2 .....	53
Exercise 3.3 .....	55
Further reading .....	61

# Bridging the gap between GCSE and A Level Mathematics

## 1 Algebra

Many people dislike algebra; for many it is the point at which they start switching off mathematics. But do persevere – most of it is natural enough when you think about it the right way.

### 1.1 Simple algebraic expressions

Some very basic things here, but they should prove helpful.

Are you fully aware that  $\frac{x}{4}$  and  $\frac{1}{4}x$  are the same thing?

**Example 1** Find the value of  $a$  for which  $\frac{8}{11}(5x - 4) = \frac{8(5x-4)}{a}$  is always true.

**Solution** Dividing 8 by 11 and multiplying by  $(5x - 4)$  is the same as multiplying 8 by  $(5x - 4)$  and dividing by 11. So  $a = 11$ .

*You do not need to multiply anything out to see this!*

Remember that in algebraic fractions such as  $\frac{3}{x-2}$ , the line has the same effect as a bracket round the denominator. You may well find it helpful actually to *write in* the bracket:  $\frac{3}{(x-2)}$ .

**Example 2** Solve the equation  $\frac{3}{x-2} = 12$ .

**Solution** Multiply both sides by  $(x - 2)$ :  $3 = 12(x - 2)$

Multiply out the bracket:  $3 = 12x - 24$

Add 24 to both sides:  $27 = 12x$

Divide by 12:  $x = \frac{27}{12} = 2\frac{1}{4}$ .

A common mistake is to start by dividing by 3. That would give  $\frac{1}{x-2} = 4$  [*not*  $x - 2 = 4$ ] and you will still have to multiply by  $(x - 2)$ .

Don't ever be afraid to get the  $x$ -term on the *right*, as in the last line but one of the working. After all,  $27 = 12x$  means just the same as  $12x = 27$ .

# Bridging the gap between GCSE and A Level Mathematics

**Example 3** Make  $\cos A$  the subject of the formula  $a^2 = b^2 + c^2 - 2bc \cos A$ .

**Solution** Here it is best to get the term involving  $\cos A$  onto the left-hand side first, otherwise you are likely to get in a muddle with the negative sign. So:

Add  $2bc \cos A$  to both sides:  $a^2 + 2bc \cos A = b^2 + c^2$

Subtract  $a^2$  from both sides:  $2bc \cos A = b^2 + c^2 - a^2$

Divide by  $2bc$ :  $\cos A = \frac{b^2 + c^2 - a^2}{2bc}$

Rearranging the Cosine Formula is always a dangerous area and so some people actually prefer to memorise this formula for  $\cos A$ .

**Example 4** Solve the equation  $\frac{3}{5}(2x + 3) = \frac{7}{15}(4x - 9)$

**Solution** Do **not** multiply out the brackets to get fractions – that leads to horrible numbers! Instead:

Multiply both sides by 15:  $15 \times \frac{3}{5}(2x + 3) = 15 \times \frac{7}{15}(4x - 9)$

Cancel down the fractions:  $3 \times \frac{3}{1}(2x + 3) = \frac{7}{1}(4x - 9)$

$$9(2x + 3) = 7(4x - 9)$$

Now multiply out:  $18x + 27 = 28x - 63$

$$90 = 10x$$

Hence the answer is  $x = 9$

Choose 15 as it is the lowest common multiple of the denominators.
--

This makes the working very much easier. **Please don't** respond by saying "well, my method gets the same answer"! You want to develop your flexibility and your ability to find the easiest method if you are to do well at A Level, as well as to be able to use similar techniques in algebra instead of numbers. It's not just this example we are worried about – it's more complicated examples of a similar type.

# Bridging the gap between GCSE and A Level Mathematics

## Exercise 1.1

- 1 Find the values of the letters  $p$ ,  $q$  and  $r$  that make the following pairs of expressions always equal.

(a)  $\frac{1}{7}x = \frac{x}{p}$  (b)  $\frac{1}{5}(2x + 3) = \frac{(2x+3)}{q}$  (c)  $\frac{3}{10}(2 - 7x) = \frac{3(2-7x)}{r}$

- 2 Solve the following equations.

(a)  $\frac{60}{x+4} = 12$  (b)  $\frac{35}{2x-3} = 5$  (c)  $\frac{20}{6-x} = \frac{1}{2}$

- 3 Make  $\cos C$  the subject of the formula  $c^2 = a^2 + b^2 - 2ab \cos C$ .

- 4 (a) Multiply  $\frac{x+5}{4}$  by 8. (b) Multiply  $(x+2) \div 3$  by 12.  
(c) Multiply  $\frac{1}{2}(x+7)$  by 6. (d) Multiply  $\frac{1}{4}(x-3)$  by 8.

- 5 Solve the following equations.

(a)  $\frac{3}{4}(2x + 3) = \frac{5}{8}(x - 2)$  (b)  $\frac{1}{6}(5x + 11) = \frac{2}{3}(2x - 4)$   
(c)  $\frac{5}{9}(3x + 1) = \frac{7}{12}(2x + 1)$

- 6 Make  $x$  the subject of the following equations.

(a)  $\frac{a}{b}(cx + d) = x + 2$  (b)  $\frac{a}{b}(cx + d) = \frac{2a}{b^2}(x + 2d)$

- 7 Simplify the following as far as possible.

(a)  $\frac{a+a+a+a+a}{5}$  (b)  $\frac{b+b+b+b}{b}$   
(c)  $\frac{c \times c \times c \times c \times c}{c}$  (d)  $\frac{d \times d \times d \times d}{4}$

# Bridging the gap between GCSE and A Level Mathematics

## 1.2 Algebraic Fractions

Many people have only a hazy idea of fractions. That needs improving if you want to go a long way with maths – you will need to be confident in handling fractions consisting of letters as well as numbers.

Remember, first, how to multiply a fraction by an integer. You multiply only the top [*what happens if you multiply both the top and the bottom of a fraction by the same thing?*]

**Example 1** Multiply  $\frac{4}{29}$  by 3.

**Solution**  $4 \times 3 = 12$ , so the answer is  $\frac{12}{29}$ .

Sometimes you can simplify the answer. If there is a common factor between the denominator (bottom) of the fraction and the number you are multiplying by, you can *divide* by that common factor.

**Example 2** Multiply  $\frac{7}{39}$  by 3.

**Solution**  $39 \div 3 = 13$ , so the answer is  $\frac{7}{13}$ .

You will remember that when you divide one fraction by another, you turn the one you are dividing by upside down, and multiply. If you are dividing by a whole number, you may need to write it as a fraction.

**Example 3** Divide  $\frac{7}{8}$  by 5.

**Solution**  $\frac{7}{8} \div 5 = \frac{7}{8} \times \frac{1}{5}$ , so the answer is  $\frac{7}{40}$ .

But if you can, you divide the top of the fraction only.

**Example 4** Divide  $\frac{20}{43}$  by 5.

**Solution**  $\frac{20}{1} \times \frac{1}{5} = \frac{4}{1}$ , so the answer is  $\frac{4}{43}$ . *Note* that you divide 20 by 5.

Do **not** multiply out  $5 \times 43$ ; you'll only have to divide it again at the end!

**Example 5** Multiply  $\frac{3x}{7y}$  by 2.

**Solution**  $3 \times 2 = 6x$ , so the answer is  $\frac{6x}{7y}$ . (*Not*  $\frac{6x}{14y}$ !)

# Bridging the gap between GCSE and A Level Mathematics

**Example 6** Divide  $\frac{3y^2}{4x}$  by  $y$ .

**Solution**  $\frac{3y^2}{4x} \div y = \frac{3y^2}{4x} \times \frac{1}{y} = \frac{3y^2}{4xy} = \frac{3y}{4x}$ , so the answer is  $\frac{3y}{4x}$ . [Don't forget to simplify.]

**Example 7** Divide  $\frac{PQR}{100}$  by  $T$ .

**Solution**  $\frac{PQR}{100} \div T = \frac{PQR}{100} \times \frac{1}{T} = \frac{PQR}{100T}$ .

Here it would be wrong to say just  $\frac{PQR}{\frac{100}{T}}$ , which is a mix (as well as a mess!)

**Double fractions, or mixtures of fractions and decimals, are always wrong.**

For instance, if you want to divide  $\frac{xy}{z}$  by 2, you should not say  $\frac{0.5xy}{z}$  but  $\frac{xy}{2z}$ .

This sort of thing is extremely important when it comes to rearranging formulae.

**Example 8** Make  $r$  the subject of the equation  $V = \frac{1}{2}\pi r^2 h$ .

**Solution** Multiply by 2:

$$2V = \pi r^2 h$$

Don't "divide by  $\frac{1}{2}$ ".

Divide by  $\pi$  and  $h$ :

$$\frac{2V}{\pi h} = r^2$$

Square root both sides:

$$r = \sqrt{\frac{2V}{\pi h}}$$

You should *not* write the answer as  $\sqrt{\frac{V}{\frac{1}{2}\pi h}}$  or  $\sqrt{\frac{2V}{\pi} \div h}$ , as these are fractions of fractions.

Make sure, too, that you write the answer properly. If you write  $\sqrt{2V/\pi h}$  it's not at all clear that the whole expression has to be square-rooted and you will lose marks.

If you do get a compound fraction (a fraction in which either the numerator or the denominator, or both, contain one or more fractions), you can always simplify it by multiplying all the terms, on both top and bottom, by any *inner denominators*.

**Example 9** Simplify  $\frac{\frac{1}{x-1}+1}{\frac{1}{x-1}-1}$ .

**Solution** Multiply all four terms, on both top and bottom, by  $(x-1)$ :

# Bridging the gap between GCSE and A Level Mathematics

$$\begin{aligned}\frac{\frac{1}{x-1}+1}{\frac{1}{x-1}-1} &= \frac{\frac{(x-1)}{x-1}+(x-1)}{\frac{(x-1)}{x-1}-(x-1)} \\ &= \frac{1+(x-1)}{1-(x-1)} \\ &= \frac{x}{2-x}\end{aligned}$$

You will often want to combine two algebraic expressions, one of which is an algebraic fraction, into a single expression. You will no doubt remember how to add or subtract fractions, using a common denominator.

**Example 10** Simplify  $\frac{3}{x-1} - \frac{1}{x+1}$ .

**Solution** Use a common denominator. [You must treat  $(x-1)$  and  $(x+1)$  as separate expressions with no common factor.]

$$\begin{aligned}\frac{3}{x-1} - \frac{1}{x+1} &= \frac{3(x+1)-(x-1)}{(x-1)(x+1)} \\ &= \frac{3x+3-x+1}{(x-1)(x+1)} = \frac{2x+4}{(x-1)(x+1)}.\end{aligned}$$

Do use brackets, particularly on top – otherwise you are likely to forget the minus at the end of the numerator (in this example subtracting -1 gives +1).

Don't multiply out the brackets on the bottom. You will need to see if there is a factor which cancels out (although there isn't one in this case).

# Bridging the gap between GCSE and A Level Mathematics

**Example 11** Simplify  $\frac{2}{3x-3} + \frac{5}{x^2-1}$ .

**Solution** A common denominator may not be obvious, you should look to see if the denominator factorises first.

$$\begin{aligned}\frac{2}{3x-3} + \frac{5}{x^2-1} &= \frac{2}{3(x-1)} + \frac{5}{(x+1)(x-1)} \\ &= \frac{2(x+1)+5 \times 3}{3(x-1)(x+1)} \\ &= \frac{2x+2+15}{3(x-1)(x+1)} \\ &= \frac{2x+17}{3(x-1)(x+1)}\end{aligned}$$

$x-1$  is a common factor, so the common denominator is  $3(x-1)(x+1)$ .

If one of the terms is not a fraction already, the best plan is to make it one.

**Example 12** Write  $\frac{3}{x+1} + 2$  as a single fraction.

**Solution**

$$\begin{aligned}\frac{3}{x+1} + 2 &= \frac{3}{x+1} + \frac{2}{1} \\ &= \frac{3+2(x+1)}{x+1} \\ &= \frac{2x+5}{x+1}\end{aligned}$$

This method often produces big simplifications when roots are involved.

# Bridging the gap between GCSE and A Level Mathematics

**Example 13** Write  $\frac{x}{\sqrt{x-2}} + \sqrt{x-2}$  as a single fraction.

**Solution**

$$\begin{aligned} \frac{x}{\sqrt{x-2}} + \sqrt{x-2} &= \frac{x}{\sqrt{x-2}} + \frac{\sqrt{x-2}}{1} \\ &= \frac{x+(\sqrt{x-2})^2}{\sqrt{x-2}} \\ &= \frac{x+(x-2)}{\sqrt{x-2}} \\ &= \frac{2x-2}{\sqrt{x-2}} \end{aligned}$$

It is also often useful to reverse this process – that is, to rewrite expressions such as  $\frac{x}{x-2}$ .

The problem with this expression is that  $x$  appears in more than one place and it is not very easy to manipulate such expressions (for example, in finding the inverse function, or sketching a curve). Here is a very useful trick.

**Example 14** Write  $\frac{x}{x-2}$  in the form  $a + \frac{b}{x-2}$ , where  $a$  and  $b$  are integers.

**Solution**

$$\begin{aligned} \frac{x}{x-2} &= \frac{(x-2)+2}{x-2} && \leftarrow \text{Write "the top" as "the bottom plus or minus a number".} \\ &= \frac{x-2}{x-2} + \frac{2}{x-2} \\ &= 1 + \frac{2}{x-2} \end{aligned}$$

**Example 15** Write the equation  $\frac{1}{(x-2)(x+1)} = \frac{A}{x-2} + \frac{B}{x+1}$  without fractions.

( $A$  and  $B$  are constants that remain in your answer.)

**Solution** Multiply both sides by the common denominator, here  $(x-2)(x+1)$ :

$$1 = \frac{A(x-2)(x+1)}{(x-2)} + \frac{B(x-2)(x+1)}{(x+1)} \quad \leftarrow \text{Cancel out the common factors.}$$

# Bridging the gap between GCSE and A Level Mathematics

$$1 = A(x + 1) + B(x - 2)$$

This is an important technique in A Level.

# Bridging the gap between GCSE and A Level Mathematics

## Exercise 1.2

1 Work out the following. Answers may be left as improper fractions.

(a)  $\frac{4}{7} \times 5$       (b)  $\frac{5}{12} \times 3$       (c)  $\frac{7}{9} \times 2$       (d)  $\frac{4}{15} \times 3$   
 (e)  $\frac{8}{11} \div 4$       (f)  $\frac{8}{11} \div 3$       (g)  $\frac{6}{7} \div 3$       (h)  $\frac{6}{7} \div 5$   
 (i)  $\frac{3x}{y} \times x$       (j)  $\frac{3x}{y^2} \times y$       (k)  $\frac{5x^3}{4y} \div x$  (l)  $\frac{5x^2}{6y} \div y$   
 (m)  $\frac{5x^3}{2y} \times 3x$       (n)  $\frac{3y^4}{4x^2z} \times 2x$       (o)  $\frac{6x^2y^3}{5z} \div 2xy$       (p)  $\frac{5a^2}{6x^3z^2} \div 2y$

2 Make  $x$  the subject of the following formulae.

(a)  $\frac{1}{2}A = \pi x^2$       (b)  $V = \frac{4}{3}\pi x^3$       (c)  $\frac{1}{2}(u + v) = tx$       (d)  $W = \frac{2}{3}\pi x^2h$

3 Simplify the following compound fractions.

(a)  $\frac{\frac{1}{x}+1}{\frac{1}{x}+3}$       (b)  $\frac{\frac{2}{x}+1}{\frac{3}{x}-1}$       (c)  $\frac{\frac{1}{x+1}+2}{\frac{1}{x+1}+1}$

4 Write as single fractions.

(a)  $\frac{2}{x-1} + \frac{1}{x+3}$       (b)  $\frac{2}{x-3} - \frac{1}{x+2}$       (c)  $\frac{1}{2x-1} - \frac{1}{3x+2}$  (d)  $\frac{3}{x+2} + 1$       (e)  
 $2 - \frac{1}{x-1}$  (f)  $\frac{2x}{x+1} - 3$  (g)  $\frac{3}{4(2x-1)} - \frac{1}{4x^2-1}$

5 Write as single fractions.

(a)  $\frac{x+1}{\sqrt{x}} + \sqrt{x}$       (b)  $\frac{2x}{\sqrt{x+3}} + \sqrt{x+3}$       (c)  $\frac{x}{\sqrt[3]{x-2}} + \sqrt[3]{(x-2)^2}$

6 Write the following in the form  $1 + \frac{a}{x+b}$ .

(a)  $\frac{x+1}{x-5}$       (b)  $\frac{x+3}{x+1}$       (c)  $\frac{x+2}{x+5}$       (d)  $\frac{x-6}{x-2}$

7 Write the following equations without fractions. ( $A, B$  etc. are constants that remain in your answers.)

(a)  $\frac{1}{(x-2)(x+1)} = \frac{A}{x-2} + \frac{B}{x+1}$

(b)  $\frac{x+2}{(x+2)(x-3)} = \frac{A}{x+2} + \frac{B}{x-3}$

# Bridging the gap between GCSE and A Level Mathematics

$$(c) \quad \frac{2}{(x+1)(x+2)(x-3)} = \frac{A}{x+1} + \frac{B}{x+2} + \frac{C}{x-3}$$

$$(d) \quad \frac{1}{(x-2)^2(x+1)} = \frac{A}{x-2} + \frac{B}{(x-2)^2} + \frac{C}{x+1}$$

$$(e) \quad \frac{1}{x^2(x+2)} = \frac{A}{x} + \frac{B}{x^2} + \frac{C}{x+2}$$

# Bridging the gap between GCSE and A Level Mathematics

## 1.3 Quadratic Expressions

You will no doubt have done much on these for GCSE. But they are so prominent at A Level that it is essential to make sure that you are never going to fall into any traps.

First, a reminder that (a)  $(x + 3)^2$  is **not** equal to  $x^2 + 9$

(b)  $\sqrt{x^2 + y^2}$  is **not** equal to  $x + y$ .

It is terribly tempting to be misled by the notation into making these mistakes, which are really optical illusions. If you always remember that “square” means “multiply by itself” you will remember that

$$(x + 3)^2 = (x + 3)(x + 3) = x^2 + 3x + 3x + 9 = x^2 + 6x + 9.$$

From this it follows, of course, that

$$\sqrt{x^2 + 6x + 9} = (x + 3),$$

so  $\sqrt{x^2 + 9}$  *can't* be  $x + 3$ .

In fact  $\sqrt{x^2 + 9}$  does not simplify. Nor do  $\sqrt{x^2 - 9}$  or  $\sqrt{9 - x^2}$ . If you are tempted to think that they do, you will need to make a mental note to take care whenever one of these expressions comes up. You will certainly deal with many expressions such as  $(x + 3)^2 + (y - 4)^2$  and you will need to be able to use them confidently and accurately.

A related process is to write a quadratic expression such as  $x^2 + 6x + 11$  in the form  $(x + a)^2 + b$ . This is called **completing the square**. It is often useful, because  $x^2 + 6x + 11$  is not a very transparent expression – it contains  $x$  in more than one place, and it's not easy either to rearrange or to relate its graph to that of  $x^2$ .

Completing the square for quadratic expressions in which the coefficient of  $x^2$  is 1 (these are called **monic quadratics**) is very easy. The number  $a$  inside the brackets is always half of the coefficient of  $x$ .

# Bridging the gap between GCSE and A Level Mathematics

**Example 1** Write  $x^2 + 6x + 4$  in the form  $(x + a)^2 + b$ .

**Solution**  $x^2 + 6x + 4$  is a monic quadratic, so  $a$  is half of 6, namely 3.

When you multiply out  $(x + 3)^2$ , you get  $x^2 + 6x + 9$ .

[The  $x$ -term is always twice  $a$ , which is why you have to halve it to get  $a$ .]

$x^2 + 6x + 9$  isn't quite right yet; we need 4 at the end, not 9, so we can write

$$\begin{aligned}x^2 + 6x + 4 &= (x + 3)^2 - 9 + 4 \\ &= (x + 3)^2 - 5.\end{aligned}$$

This version immediately gives us several useful pieces of information. For instance, we now know a lot about the graph of  $y = x^2 + 6x + 4$ :

- It is a translation of the graph of  $y = x^2$  by 3 units to the left and 5 units down
- Its line of symmetry is  $x = -3$
- Its lowest point or vertex is at  $(-3, -5)$

We also know that the smallest value of the function  $x^2 + 6x + 4$  is  $-5$  and this occurs when  $x = -3$ .

And we can solve the equation  $x^2 + 6x + 4 = 0$  *exactly* without having to use the quadratic equation formula, to locate the roots of the function:

$$\begin{aligned}x^2 + 6x + 4 &= 0 \\ \Rightarrow (x + 3)^2 - 5 &= 0 \\ \Rightarrow (x + 3)^2 &= 5 \\ \Rightarrow (x + 3) &= \pm \sqrt{5} && \text{[don't forget that there are two possibilities!]} \\ \Rightarrow x &= -3 \pm \sqrt{5}\end{aligned}$$

These are of course the same solutions that would be obtained from the quadratic equation formula – not very surprisingly, as the formula itself is obtained by completing the square for the general quadratic equation  $ax^2 + bx + c = 0$ .

# Bridging the gap between GCSE and A Level Mathematics

## Non-monic quadratics

Everyone knows that non-monic quadratic expressions are hard to deal with. Nobody really likes trying to factorise  $6x^2 + 5x - 6$  (although you should certainly be willing and able to do so for A Level, which is why some examples are included in the exercises here).

**Example 2** Write  $2x^2 + 12x + 23$  in the form  $a(x + b)^2 + c$ .

**Solution** First take out the factor of 2:

$$2x^2 + 12x + 23 = 2(x^2 + 6x + 11.5) \quad [\text{you can ignore the 11.5 for now}]$$

Now we can use the method for monic quadratics to write

$$x^2 + 6x + 11.5 = (x + 3)^2 + (\text{something})$$

So we have, so far

Half of 6

$$2x^2 + 12x + 23 = 2(x + 3)^2 + c \quad [\text{so we already have } a = 2 \text{ and } b = 3]$$

$$\text{Now } 2(x + 3)^2 = 2(x^2 + 6x + 9)$$

$$= 2x^2 + 12x + 18$$

We want 23 at the end, not 18, so:

$$2x^2 + 12x + 23 = 2(x + 3)^2 - 18 + 23$$

$$= 2(x + 3)^2 + 5.$$

If the coefficient of  $x^2$  is a perfect square you can sometimes get a more useful form.

**Example 3** Write  $4x^2 + 20x + 19$  in the form  $(ax + b)^2 + c$ .

**Solution** It should be obvious that  $a = 2$  (the coefficient of  $a^2$  is 4).

$$\text{So } 4x^2 + 20x + 19 = (2x + b)^2 + c$$

If you multiply out the bracket now, the middle term will be  $2 \times 2x \times b = 4bx$ .

So  $4bx$  must equal  $20x$  and clearly  $b = 5$ .

$$\text{And we know that } (2x + 5)^2 = 4x^2 + 20x + 25.$$

$$\text{So } 4x^2 + 20x + 19 = (2x + 5)^2 - 25 + 19$$

$$= (2x + 5)^2 - 6.$$

# Bridging the gap between GCSE and A Level Mathematics

## Exercise 1.3

1 Write without brackets.

(a)  $(x + 5)^2$       (b)  $(x - 4)^2$       (c)  $(2x + 1)^2$

(d)  $(3x - 2)^2$       (e)  $(x + 2)(x - 2)$       (f)  $(3x + 4)(3x - 4)$

2 Simplify the following equations into the form  $ax + by + c = 0$ .

(a)  $(x + 3)^2 + (y + 4)^2 = (x - 2)^2 + (y - 1)^2$

(b)  $(x + 5)^2 + (y + 2)^2 = (x - 5)^2 + (y - 2)^2$

(c)  $(2x + 1)^2 + (y - 3)^2 = (2x + 3)^2 + (y + 1)^2$

3 Simplify the following where possible.

(a)  $\sqrt{x^2 + 4}$       (b)  $\sqrt{x^2 - 4x + 4}$       (c)  $\sqrt{x^2 - 1}$

(d)  $\sqrt{x^2 + 9x}$       (e)  $\sqrt{x^2 - y^2}$       (f)  $\sqrt{x^2 + 2xy + y^2}$

4 Write the following in the form  $(x + a)^2 + b$ .

(a)  $x^2 + 8x + 19$       (b)  $x^2 - 10x + 23$       (c)  $x^2 + 2x - 4$

(d)  $x^2 - 4x - 3$       (e)  $x^2 - 3x + 2$       (f)  $x^2 - 5x - 6$

5 Write the following in the form  $a(x + b)^2 + c$ .

(a)  $3x^2 + 6x + 7$       (b)  $5x^2 - 20x + 17$       (c)  $2x^2 + 10x + 13$

# Bridging the gap between GCSE and A Level Mathematics

6 Write the following in the form  $(ax + b)^2 + c$ .

(a)  $4x^2 + 12x + 14$

(b)  $9x^2 - 12x - 1$

(c)  $16x^2 + 40x + 22$

7 Factorise as fully as possible.

(a)  $x^2 - 25$

(b)  $4x^2 - 36$

(c)  $4x^2 - 9y^4$

(d)  $3x^2 - 7x + 2$

(e)  $3x^2 - 5x + 2$

(f)  $6x^2 - 5x - 6$

(g)  $8x^2 - 2x - 15$

8 Multiply out and simplify.

(a)  $\left(x + \frac{1}{x}\right)^2$

(b)  $\left(x + \frac{1}{x}\right)\left(x - \frac{1}{x}\right)$

(c)  $\left(x + \frac{2}{x}\right)\left(x - \frac{3}{x}\right)$

# Bridging the gap between GCSE and A Level Mathematics

## 1.4 Cancelling

The word “cancel” is a very dangerous one. It means two different things, one safe enough and the other very likely to lead you astray.

You can cancel *like terms* when they are added or subtracted.

**Example 1** Simplify  $(x^2 - 3xy) + (3xy - y^2)$ .

**Solution**  $(x^2 - 3xy) + (3xy - y^2) = x^2 - \cancel{3xy} + \cancel{3xy} - y^2 = x^2 - y^2$ .

The “ $3xy$ ” terms have “cancelled out”. This is safe enough.

It is also usual to talk about “cancelling down a fraction”. Thus  $\frac{10}{15} = \frac{2}{3}$ . However, this tends to be very dangerous with anything other than the most straightforward numerical fractions. Consider, for instance, a fraction such as  $\frac{x^2+2xy}{xy+2y^2}$ . If you try to “cancel” this, you’re almost certain not to get the right answer, which is in fact  $\frac{x}{y}$  (as we will see in Example 4, below).

Try instead to use the word “divide”. What happens when you “cancel down”  $\frac{10}{15}$  is that you *divide top and bottom* by 5. If you can divide both the top and bottom of a fraction by the same thing, this is a correct thing to do and you will get a simplified answer.

Contrast these two examples:  $\frac{4x+8y}{4}$  and  $\frac{4x \times 8y}{4}$ .

In the first, you can divide both  $4x$  and  $8y$  by 4 and get  $x + 2y$ , which is the correct answer (though it is rather safer to start by factorising the top to get  $4(x + 2y)$ , after which it is obvious that you can divide top and bottom by 4.)

In the second example, you don’t do the same thing.  $4x \times 8y = 32xy$ . This can be divided by 4 to get  $8xy$ , which is the correct answer. Apparently here only one of the two numbers, 4 and 8, has been divided by 4, whereas before both of them were. That is true, but it’s not a very helpful way of thinking about it.

With problems like these, start by multiplying together any terms that you can (like the  $4x$  and the  $8y$  in the second example). Then, if you can, factorise the whole of the top and/or the bottom of a fraction before doing any “cancelling”. Then you will be able to see whether you can divide out any common factors.

# Bridging the gap between GCSE and A Level Mathematics

**Example 2** Simplify  $\frac{4x+6y}{12x+6y}$ .

**Solution** 
$$\frac{4x+6y}{12x+6y} = \frac{2(2x+3y)}{6(2x+y)} = \frac{2x+3y}{3(2x+y)}$$

The top factorises as  $2(2x + 3y)$ . The bottom factorises as  $6(2x + y)$ .

2 and 6 have a common factor of 2, which can be divided out to give 3.

But  $(2x + 3y)$  and  $(2x + y)$  have *no common factor* (neither 2 nor  $x$  divides into  $3y$  or  $y$ , and neither 3 nor  $y$  divides into  $2x$ ).

So you can't go any further, and the answer is  $\frac{2x+3y}{3(2x+y)}$ .

**Example 3** Explain why you cannot cancel down  $\frac{x^2+3y^3}{3x^2+1}$ .

**Solution** There is nothing that divides all four terms ( $x^2$ ,  $3y^2$ ,  $3x^2$  and 1), and neither the top nor the bottom can be factorised. So nothing can be done.

**Example 4** Simplify  $\frac{x^2+2xy}{xy+2y^2}$ .

**Solution** Factorise the top as  $x(x + 2y)$  and the bottom as  $y(x + 2y)$ :

$$\frac{x^2+2xy}{xy+2y^2} = \frac{x(x+2y)}{y(x+2y)}$$

Now it is clear that both the top and the bottom have a factor of  $(x + 2y)$ .

So this can be divided out to give the answer of  $\frac{x}{y}$ .

*Don't "cancel down". Factorise if you can; divide all the top and all the bottom.*

## Taking out factors

I am sure you know that  $7x^2 + 12x^3$  can be factorised as  $x^2(7 + 12x)$ .

You should be prepared to factorise an expression such as  $7(x + 2)^2 + 12(x + 2)^3$  in the same way.

# Bridging the gap between GCSE and A Level Mathematics

**Example 5** Factorise  $7(x + 2)^2 + 12(x + 2)^3$

**Solution**  $7(x + 2)^2 + 12(x + 2)^3 = (x + 2)^2(7 + 12(x + 2))$   
 $= (x + 2)^2(12x + 31).$

The only differences between this and  $7x^2 + 12x^3$  are that the common factor is  $(x + 2)^2$  and not  $x^2$ ; and that the other factor, here  $(7 + 12(x + 2))$ , can be simplified.

If you multiply out the brackets you will get a cubic and you will have great difficulty in factorising that. ***Don't multiply out brackets if you can help it!***

*Expressions such as those in the next exercise, question 4 parts (c) and (d) and question 5 parts (e)–(h), occasionally arise in two standard techniques, the former in Further Mathematics (Mathematical Induction) and the latter in A2 Mathematics (the Product and Quotient Rules for differentiation). They may look a bit intimidating at this stage; feel free to omit them if you are worried by them.*

# Bridging the gap between GCSE and A Level Mathematics

## Exercise 1.4

1 Simplify the following as far as possible.

(a)  $5x + 3y + 7x - 3y$       (b)  $3x^2 + 4xy + y^2 + x^2 - 4xy - y^2$ .

(c)  $\frac{4+6x}{2}$       (d)  $\frac{4 \times 6x}{2}$       (e)  $\frac{3x+xy}{x}$

(f)  $\frac{3x \times xy}{x}$       (g)  $\frac{4x+10y}{8x+6y}$       (h)  $\frac{3x-6y}{9x-3y}$

(i)  $\frac{4x+9y}{2x+3y}$       (j)  $\frac{4x+6y}{6x+9y}$       (k)  $\frac{5xy+6y^2}{10x+12y}$

(l)  $\frac{3x^2+4y^2}{6x^2-8y^2}$       (m)  $\frac{x-3}{3-x}$       (n)  $\frac{x^2-2xy-y^2}{y^2+2xy-x^2}$

2 Make  $x$  the subject of the following formulae.

(a)  $\frac{ax}{b} = \frac{py}{qz}$       (b)  $\frac{3\pi ax}{b} = \frac{4y^2}{qz}$

3 Simplify the following.

(a)  $\frac{2\pi x}{ab} \div \frac{1}{3}\pi r^3$       (b)  $\frac{2\pi h^2}{rb} \div \frac{4}{3}\pi hr^2$

4 Simplify into a single factorised expression.

(a)  $(x-3)^2 + 5(x-3)^3$       (b)  $4x(2x+1)^3 + 5(2x+1)^4$

(c)  $\frac{1}{2}k(k+1) + (k+1)$       (d)  $\frac{1}{6}k(k+1)(2k+1) + (k+1)^2$

5 Simplify as far as possible.

(a)  $\frac{x^2+6x+8}{x^2-x-6}$       (b)  $\frac{3x^2-2x-8}{x^2-4}$

(c)  $\frac{(x+3)^2-2(x+3)}{x^2+2x-3}$       (d)  $\frac{x(2x-1)^2-x^2(2x-1)}{(x-1)^2}$

(e)  $\frac{\frac{x^2}{\sqrt{x^2+1}} - \sqrt{x^2+1}}{x^2}$       (f)  $-\frac{\frac{x}{2\sqrt{1-x}} + \sqrt{1-x}}{x^2}$

(g)  $\frac{\frac{\sqrt{x}}{2\sqrt{1+x}} - \frac{\sqrt{1+x}}{2\sqrt{x}}}{x}$       (h)  $\frac{\sqrt[3]{1+x} - \frac{x}{\sqrt[3]{(1+x)^2}}}{\sqrt[3]{1+x}}$

# Bridging the gap between GCSE and A Level Mathematics

## 1.5 Simultaneous equations

I am sure that you will be very familiar with the standard methods of solving simultaneous equations (elimination and substitution). You will probably have met the method for solving simultaneous equations when one equation is linear and one is quadratic. Here you have no choice; you *must* use substitution.

**Example 1** Solve the simultaneous equations  $x + 3y = 6$

$$x^2 + y^2 = 10$$

**Solution** Make one letter the subject of the linear equation:  $x = 6 - 3y$

Substitute into the quadratic equation  $(6 - 3y)^2 + y^2 = 10$

Solve ...  $10y^2 - 36y + 26 = 0$

$$2(y - 1)(5y - 13) = 0$$

... to get two solutions:  $y = 1$  or  $2.6$

Substitute both back into the *linear* equation  $x = 6 - 3y = 3$  or  $-1.8$

Write answers in pairs:  $(x, y) = (3, 1)$  or  $(-1.8, 2.6)$

- You can't just square root the quadratic equation. [*Why not?*]
- You could have substituted for  $y$  instead of  $x$  (though in this case that would have taken longer – try to avoid fractions if you can).
- It is very easy to make mistakes here. Take great care over accuracy.
- It is remarkably difficult to *set* questions of this sort in such a way that *both* pairs of answers are nice numbers. Don't worry if, as in this example, only *one* pair of answers are nice numbers.

Questions like this appear in many GCSE papers. They are often, however, rather simple (sometimes the quadratic equations are restricted to those of the form  $x^2 + y^2 = a$ ) and it is important to practice less convenient examples.

# Bridging the gap between GCSE and A Level Mathematics

## Exercise 1.5

Solve the following simultaneous equations.

**1**  $x^2 + xy = 12$   
 $3x + y = 10$

**2**  $x^2 - 4x + y^2 = 21$   
 $y = 3x - 21$

**3**  $x^2 + xy + y^2 = 1$   
 $x + 2y = -1$

**4**  $x^2 - 2xy + y^2 = 1$   
 $y = 2x$

**5**  $c^2 + d^2 = 5$   
 $3c + 4d = 2$

**6**  $x + 2y = 15$   
 $xy = 28$

**7**  $2x^2 + 3xy + y^2 = 6$   
 $3x + 4y = 1$

**8**  $2x^2 + 4xy + 6y^2 = 4$   
 $2x + 3y = 1$

**9**  $4x^2 + y^2 = 17$   
 $2x + y = 5$

**10**  $2x^2 - 3xy + y^2 = 0$   
 $x + y = 9$

**11**  $x^2 + 3xy + 5y^2 = 15$   
 $x - y = 1$

**12**  $xy + x^2 + y^2 = 7$   
 $x - 3y = 5$

**13**  $x^2 + 3xy + 5y^2 = 5$   
 $x - 2y = 1$

**14**  $4x^2 - 4xy - 3y^2 = 20$   
 $2x - 3y = 10$

**15**  $x^2 - y^2 = 11$   
 $x - y = 11$

**16**  $\frac{12}{x} + \frac{1}{y} = 3$   
 $x + y = 7$

# Bridging the gap between GCSE and A Level Mathematics

## 1.6 Fractional and negative powers, and surds

This may seem a rather difficult and even pointless topic when you meet it at GCSE, but you will soon see that it is extremely useful at A Level, and you need to be confident with it.

**Negative** powers give **reciprocals** (1 over the power).

**Fractional** powers give **roots** (such as  $\sqrt[3]{x}$ ).

$x^0 = 1$  for any  $x$  (apart from  $0^0$  which is undefined).

**Examples** (a)  $\frac{1}{x^3} = x^{-3}$  (b)  $\sqrt[3]{x} = x^{\frac{1}{3}}$  (c)  $\pi^0 = 1$

(d)  $\sqrt[4]{x^7} = x^{7/4}$ . The easiest way of seeing this is to write it as  $(x^7)^{\frac{1}{4}}$ .

There is a particularly nice way of understanding the negative powers. Consider the following:

$$\begin{array}{ccccccccc} 3^1 & 3^2 & 3^3 & 3^4 & 3^5 & & & & \\ 3 & 9 & 27 & 81 & 243 & & & & \\ \xrightarrow{\times 3} & \xrightarrow{\times 3} & \xrightarrow{\times 3} & \xrightarrow{\times 3} & & & & & \end{array}$$

Every time you move one step to the *right* you *multiply* by 3.

Now consider the sequence continuing, right-to-left:

$$\begin{array}{ccccccccccc} 3^{-2} & 3^{-1} & 3^0 & 3^1 & 3^2 & 3^3 & 3^4 & 3^5 & & & \\ \frac{1}{9} & \frac{1}{3} & 1 & 3 & 9 & 27 & 81 & 243 & & & \\ \xleftarrow{\div 3} & \xleftarrow{\div 3} & \xleftarrow{\div 3} & \xleftarrow{\div 3} & \xleftarrow{\div 3} & \xleftarrow{\div 3} & \xleftarrow{\div 3} & \xleftarrow{\div 3} & & & \end{array}$$

Each time you move one step to the *left* you *divide* by 3.

Take particular care when there are numbers as well as negative powers.

**Example**  $\frac{10}{x} = 10x^{-1}$  but  $\frac{1}{10x} = \frac{1}{10}x^{-1}$  or  $(10x)^{-1}$ .

The usual rules of powers and brackets tell you that  $10x^{-1}$  is not the same as  $(10x)^{-1}$ .

# Bridging the gap between GCSE and A Level Mathematics

You will make most use of the rules of **surds** when checking your answers! An answer that you give as  $\frac{6}{\sqrt{3}}$  will probably be given in the book as  $2\sqrt{3}$ , and  $\frac{2}{3-\sqrt{7}}$  as  $3 + \sqrt{7}$ . Before worrying why you have got these wrong, you should check whether they are equivalent!

Indeed, they are, as

$$\frac{6}{\sqrt{3}} = \frac{6}{\sqrt{3}} \times \frac{\sqrt{3}}{\sqrt{3}} = \frac{6\sqrt{3}}{3} = 2\sqrt{3}$$

and

$$\frac{2}{3-\sqrt{7}} = \frac{2}{3-\sqrt{7}} \times \frac{3+\sqrt{7}}{3+\sqrt{7}} = \frac{2(3+\sqrt{7})}{3^2-(\sqrt{7})^2} = \frac{2(3+\sqrt{7})}{9-7} = 3 + \sqrt{7}.$$

The first of these processes is usually signalled by the instruction “write in surd form” and the second by “rationalise the denominator”.

Remember also that to put a square root in surd form you take out the *biggest* square factor you can. Thus  $\sqrt{48} = \sqrt{16} \times \sqrt{3} = 4\sqrt{3}$  (noting that you should take out  $\sqrt{16}$  and not  $\sqrt{4}$ ).

# Bridging the gap between GCSE and A Level Mathematics

## Exercise 1.6

1 Write the following as powers of  $x$ .

(a)  $\frac{1}{x}$  (b)  $\frac{1}{x^5}$  (c)  $\sqrt[5]{x}$  (d)  $\sqrt[3]{x^5}$  (e)  $\frac{1}{\sqrt{x}}$  (f)  $\frac{1}{\sqrt{x^3}}$

2 Write the following without negative or fractional powers.

(a)  $x^{-4}$  (b)  $x^0$  (c)  $x^{1/6}$  (d)  $x^{3/4}$  (e)  $x^{-3/2}$

3 Write the following in the form  $ax^n$ .

(a)  $4\sqrt[3]{x}$  (b)  $\frac{3}{x^2}$  (c)  $\frac{5}{\sqrt{x}}$  (d)  $\frac{1}{2x^3}$  (e) 6

4 Write as sums of powers of  $x$ .

(a)  $x^3\left(x + \frac{1}{x}\right)$  (b)  $\frac{x^4+1}{x^2}$  (c)  $x^{-5}\left(x + \frac{1}{x^2}\right)$

5 Write the following in surd form.

(a)  $\sqrt{75}$  (b)  $\sqrt{180}$  (c)  $\frac{12}{\sqrt{6}}$  (d)  $\frac{1}{\sqrt{5}}$  (e)  $\frac{3}{\sqrt{12}}$

6 Rationalise the denominators in the following expressions.

(a)  $\frac{1}{\sqrt{2}-1}$  (b)  $\frac{2}{\sqrt{6}-2}$  (c)  $\frac{6}{\sqrt{7}+2}$

(d)  $\frac{1}{3+\sqrt{5}}$  (e)  $\frac{1}{\sqrt{6}-\sqrt{5}}$

7 Simplify  $\frac{1}{\sqrt{2}+\sqrt{1}} + \frac{1}{\sqrt{3}+\sqrt{2}} + \frac{1}{\sqrt{4}+\sqrt{3}} + \dots + \frac{1}{\sqrt{100}+\sqrt{99}}$ .

# Bridging the gap between GCSE and A Level Mathematics

## 2 Trigonometry

The following two aspects are worth emphasising at this stage.

### 2.1 Trigonometric Equations

You can of course get one solution to an equation such as  $\sin x = -0.5$  from your calculator. But what about others?

**Example 1** Solve the equation  $\sin x^\circ = -0.5$  for  $0 \leq x < 360$ .

**Solution** The calculator gives  $\sin^{-1}(0.5) = 30$ .

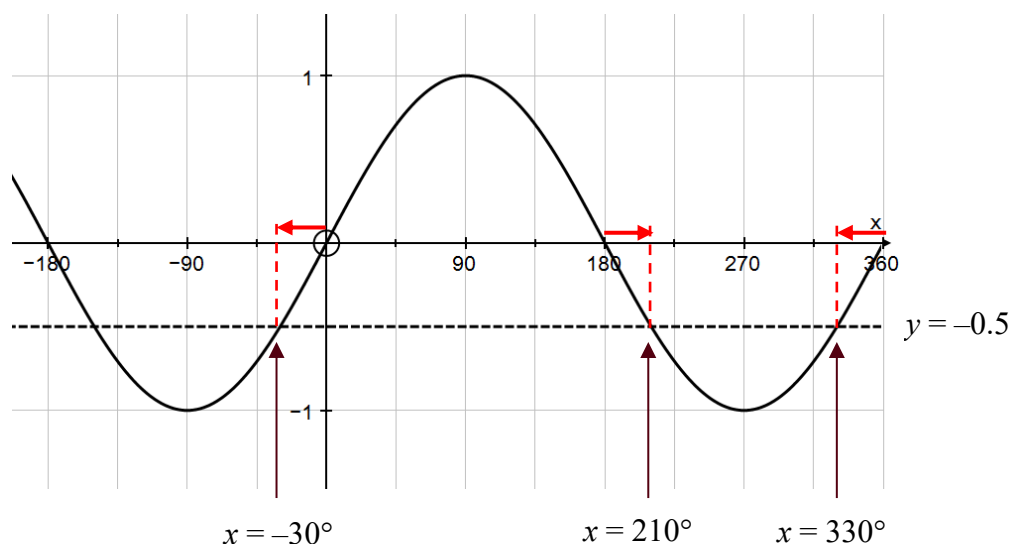
This is usually called the *principal value* of the function  $\sin^{-1}$ .

To get a second solution you can either use a graph or a standard rule.

**Method 1:** Use the graph of  $y = \sin x$

By drawing the line  $y = -0.5$  on the same set of axes as the graph of the sine curve, points of intersection can be identified in the range

$$0 \leq x < 360.$$



(The red arrows each indicate  $30^\circ$  to one side or the other.)

# Bridging the gap between GCSE and A Level Mathematics

Hence the required solutions are  $210^\circ$  or  $330^\circ$ .

**Method 2:** Use an algebraic rule.

To find the second solution you use  $\sin(180 - x)^\circ = \sin x^\circ$

$$\tan(180 + x)^\circ = \tan x^\circ$$

$$\cos(360 - x)^\circ = \cos x^\circ.$$

Any further solutions are obtained by adding or subtracting 360 from the principal value or the second solution.

In this example the principal solution is  $-30^\circ$ .

Therefore, as this equation involves sine, the second solution is:

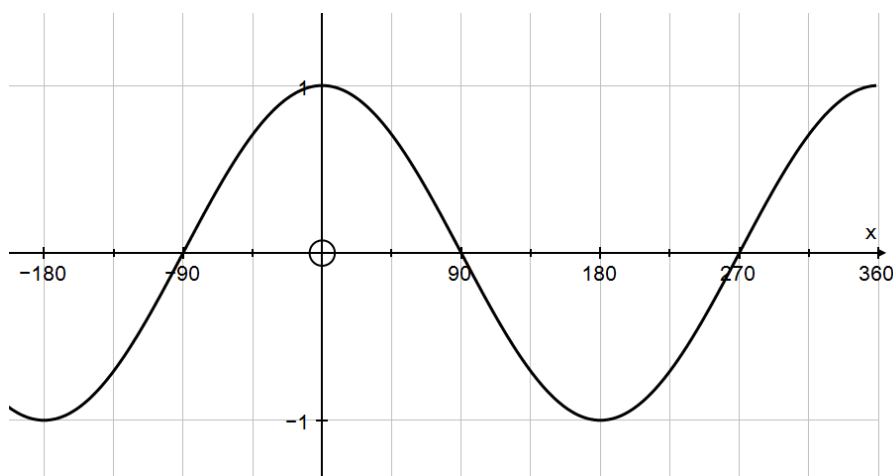
$$180 - (-30)^\circ = 210^\circ$$

$-30^\circ$  is not in the required range, so add 360 to get:

$$360 + (-30) = 330^\circ.$$

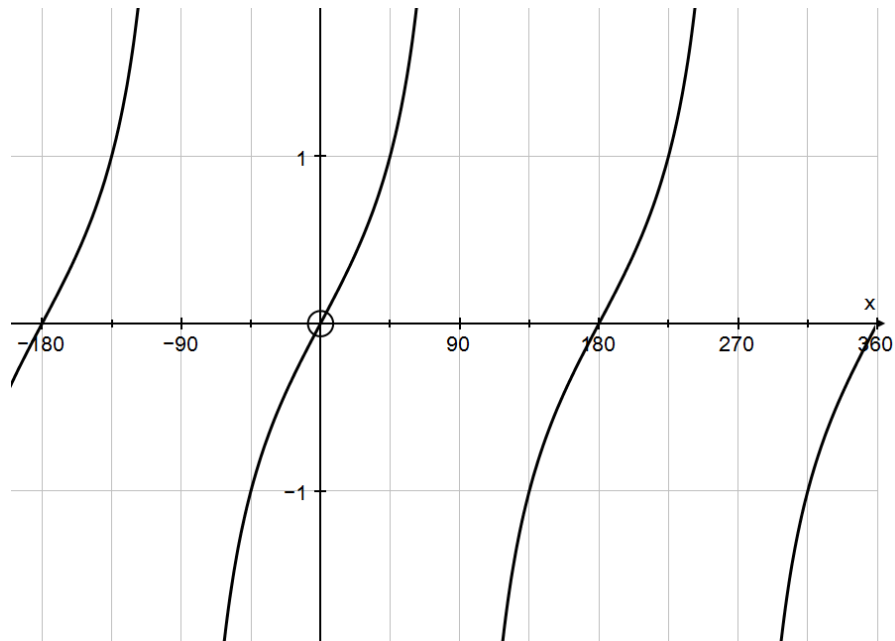
Hence the required solutions are  $210^\circ$  or  $330^\circ$ .

You should decide which method you prefer. The corresponding graphs for  $\cos x$  and  $\tan x$  are shown below.



$y = \cos x$

# Bridging the gap between GCSE and A Level Mathematics



$$y = \tan x$$

To solve equations of the form  $y = \sin(kx)$ , you will expect to get  $2k$  solutions in any interval of  $360^\circ$ . You can think of compressing the graphs, or of using a wider initial range.

**Example 2** Solve the equation  $\sin 3x^\circ = 0.5$  for  $0 \leq x < 360$ .

**Solution** **Method 1:** Use the graph.

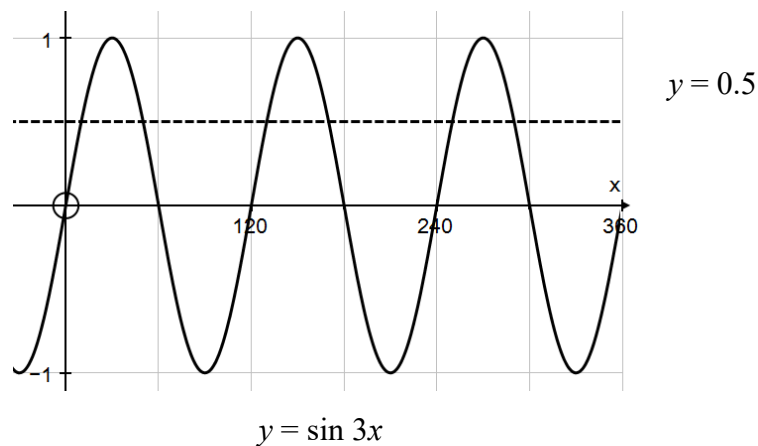
The graph of  $y = \sin 3x^\circ$  is the same as the graph of  $y = \sin x^\circ$  but compressed by a factor of 3 (the *period* is  $120^\circ$ ).

The calculator gives  $\sin^{-1}(0.5) = 30$ , so the principal solution is given by

$$3x = 30 \Rightarrow x = 10.$$

The vertical lines on the graph below are at multiples of  $60^\circ$ . So you can see from the graph that the other solutions are  $50^\circ$ ,  $130^\circ$ ,  $170^\circ$ ,  $250^\circ$  and  $290^\circ$ .

# Bridging the gap between GCSE and A Level Mathematics



**Method 2:** The principal value of  $3x$  is  $\sin^{-1}(0.5) = 30^\circ$ .

Therefore  $3x = 30$  or  $180 - 30 = 150$ ,

or  $360 + 30$  or  $360 + 150$

or  $720 + 30$  or  $720 + 150$

$\Rightarrow 3x = 30, 150, 390, 510, 750, 870$

$\Rightarrow x = 10, 50, 130, 170, 250, 290$ .

Notice that with Method 2 you have to look at values of  $3x$  in the range 0 to 1080 ( $= 3 \times 360$ ), which is somewhat non-intuitive.

# Bridging the gap between GCSE and A Level Mathematics

## Exercise 2.1

1 Solve the following equations for  $0 \leq x < 360$ . Give your answers to the nearest  $0.1^\circ$ .

(a)  $\sin x^\circ = 0.9$    (b)  $\cos x^\circ = 0.6$    (c)  $\tan x^\circ = 2$

(d)  $\sin x^\circ = -0.4$    (e)  $\cos x^\circ = -0.5$    (f)  $\tan x^\circ = -3$

2 Solve the following equations for  $-180 \leq x < 180$ . Give your answers to the nearest  $0.1^\circ$ .

(a)  $\sin x^\circ = 0.9$    (b)  $\cos x^\circ = 0.6$    (c)  $\tan x^\circ = 2$

(d)  $\sin x^\circ = -0.4$    (e)  $\cos x^\circ = -0.5$    (f)  $\tan x^\circ = -3$

3 Solve the following equations for  $0 \leq x < 360$ . Give your answers to the nearest  $0.1^\circ$ .

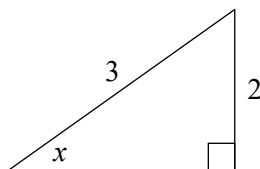
(a)  $\sin 2x^\circ = 0.829$    (b)  $\cos 3x^\circ = 0.454$    (c)  $\tan 4x = 2.05$

(d)  $\sin \frac{1}{2}x^\circ = 0.8$    (e)  $\cos \frac{1}{2}x^\circ = 0.3$    (f)  $\tan \frac{1}{3}x^\circ = 0.7$

# Bridging the gap between GCSE and A Level Mathematics

## 2.2 Other Trigonometric Methods

Suppose that you are told that  $\sin x^\circ$  is exactly  $\frac{2}{3}$ . Assuming that  $x$  is between  $0^\circ$  and  $90^\circ$ , you can find the exact values of  $\cos x^\circ$  and  $\tan x^\circ$  by drawing a right-angled triangle in which the opposite side and the hypotenuse are 2 and 3 respectively:



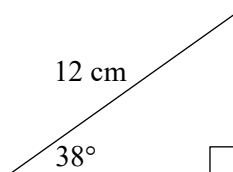
Now Pythagoras's Theorem tells you that the third, adjacent, side is  $\sqrt{3^2 - 2^2} = \sqrt{5}$ .

Hence  $\cos x^\circ = \frac{\sqrt{5}}{3}$  and  $\tan x^\circ = \frac{2}{\sqrt{5}}$ .

This is preferable to using a calculator as the calculator does not always give exact values for this type of calculation. (Calculators can *in general* not handle irrational numbers exactly, although many are programmed to do so in simple cases.)

A further skill is being able to write down the lengths of the opposite and adjacent sides quickly when you know the hypotenuse. Some students like to do this using the sine rule, but it is not advisable to rely on the sine rule, especially in the mechanics section of A Level mathematics.

**Example 1** Find the lengths of the opposite and adjacent sides in this triangle.



**Solution** Call the opposite and adjacent sides  $y$  and  $x$  respectively. Then

$$\sin 38^\circ = \frac{y}{12} \text{ so } y = 12 \sin 38^\circ = 7.39 \text{ cm (3 sf).}$$

$$\cos 38^\circ = \frac{x}{12} \text{ so } x = 12 \cos 38^\circ = 9.46 \text{ cm (3 sf).}$$

It should become almost automatic that the *opposite* side is (hypotenuse)  $\times$  sin (angle)

and that the *adjacent* side is (hypotenuse)  $\times$  cos (angle).

If you always have to work these out slowly you will find your progress, in mechanics in particular, is hindered.

# Bridging the gap between GCSE and A Level Mathematics

## Exercise 2.2

Do not use a calculator in this exercise.

1 In this question  $\theta$  is in the range  $0 \leq \theta < 90$ .

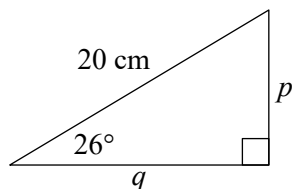
(a) Given that  $\sin \theta = \frac{12}{13}$ , find the exact values of  $\cos \theta$  and  $\tan \theta$ .

(b) Given that  $\tan \theta = \frac{6}{7}$ , find the exact values of  $\sin \theta$  and  $\cos \theta$ .

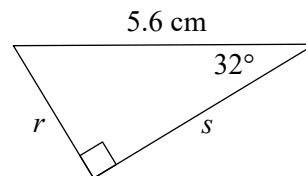
(c) Given that  $\cos \theta = \frac{5}{8}$ , find the exact values of  $\sin \theta$  and  $\tan \theta$ .

2 Find expressions, of the form  $a \sin \theta$  or  $b \cos \theta$ , for the sides labelled with letters in these triangles.

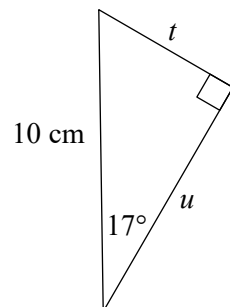
(a)



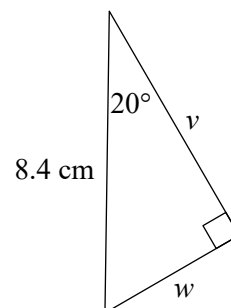
(b)



(c)



(d)



# Bridging the gap between GCSE and A Level Mathematics

## 3 Graphs

No doubt you will have *plotted* many graphs of functions such as  $y = x^2 - 3x + 4$  by working out the coordinates of points and plotting them on graph paper. But it is actually much more useful for A Level mathematics (and beyond) to be able to *sketch* the graph of a function. It might sound less challenging to be asked to draw a rough sketch than to plot an accurate graph, but in fact the opposite is true. The point is that in order to draw a quick sketch you have to understand the basic shape and some simple features of the graph, whereas to plot a graph you need very little understanding. Many professional mathematicians do much of their basic thinking in terms of shapes of graphs, and you will be more in control of your work, and understand it better, if you can do this too.

When you sketch a graph you are *not* looking for exact coordinates or scales. You are simply conveying the essential features:

- the basic shape
- where the graph hits the axes
- what happens towards the edges of your graph

The actual *scale* of the graph is irrelevant. For instance, it doesn't matter what the  $y$ -coordinates are.

### 3.1 Straight line graphs

I am sure that you are very familiar with the equation of a straight line in the form  $y = mx + c$ , and you have probably practised converting to and from the forms

$$ax + by + k = 0 \quad \text{or} \quad ax + by = k,$$

usually with  $a$ ,  $b$  and  $k$  are integers. You need to be fluent in moving from one form to the other. The first step is usually to get rid of fractions by multiplying both sides by a common denominator.

**Example 1** Write  $y = \frac{3}{5}x - 2$  in the form  $ax + by + k = 0$ , where  $a$ ,  $b$  and  $k$  are integers.

**Solution** Multiply both sides by 5:  $5y = 3x - 10$

$$\text{Subtract } 5y \text{ from both sides: } 0 = 3x - 5y - 10$$

$$\text{or} \quad 3x - 5y - 10 = 0$$

In the first line it is a very common mistake to forget to multiply the 2 by 5.

It is a bit easier to get everything on the right instead of on the left of the equals sign, and this reduces the risk of making sign errors.

# Bridging the gap between GCSE and A Level Mathematics

In plotting or sketching lines whose equations are written in the form  $ax + by = k$ , it is useful to use the points where  $x = 0$  and  $y = 0$ .

**Example 2** Draw the graph of  $3x + 4y = 24$ .

**Solution** Substitute in  $x = 0$ . As such,  $3x = 0$  and so “ $4y = 24$ ”.

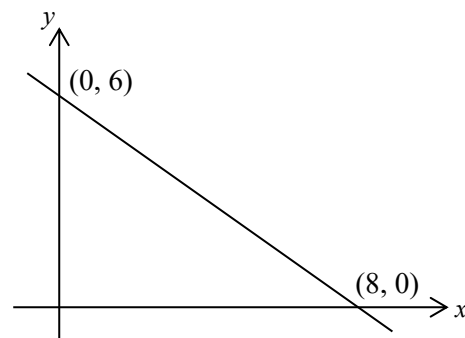
This means that the line crosses the  $y$ -axis at  $(0, 6)$ .

Substitute in  $y = 0$ . As such,  $4y = 0$  and so “ $3x = 24$ ”.

This means that the line hits the  $x$ -axis at  $(8, 0)$ .

Mark these points in on the axes.

You can now draw the graph.



## Exercise 3.1

**1** Rearrange the following in the form  $ax + by + c = 0$  or  $ax + by = c$  as convenient, where  $a$ ,  $b$  and  $c$  are integers and  $a > 0$ .

(a)  $y = 3x - 2$

(b)  $y = \frac{1}{2}x + 3$

(c)  $y = -\frac{3}{4}x + 3$

(d)  $y = \frac{7}{2}x - \frac{5}{4}$

(e)  $y = -\frac{2}{3}x + \frac{3}{4}$

(f)  $y = \frac{4}{7}x - \frac{2}{3}$

**2** Rearrange the following in the form  $y = mx + c$ . Hence find the gradient and the  $y$ -intercept of each line.

(a)  $2x + y = 8$

(b)  $4x - y + 9 = 0$

(c)  $x + 5y = 10$

(d)  $x - 3y = 15$

(e)  $2x + 3y + 12 = 0$

(f)  $5x - 2y = 20$

(g)  $3x + 5y = 17$

(h)  $7x - 4y + 18 = 0$

**3** Sketch the following lines. Show on your sketches the coordinates of the intercepts of each line with the  $x$ -axis and with the  $y$ -axis.

(a)  $2x + y = 8$

(b)  $x + 5y = 10$

# Bridging the gap between GCSE and A Level Mathematics

(c)  $2x + 3y = 12$

(d)  $3x + 5y = 30$

(e)  $3x - 2y = 12$


(f)  $4x + 5y + 20 = 0$

# Bridging the gap between GCSE and A Level Mathematics

## 3.2 Basic shapes of curved graphs

You need to know the names of standard types of expressions, and the graphs associated with them.


(a) The graph of a **quadratic** function (e.g.  $y = 2x^2 + 3x + 4$ ) is a **parabola**:



### Notes:

- Parabolas are symmetric about a vertical line.
- They are not U-shaped, so the sides never reach the vertical. Neither do they dip outwards at the ends.

These are wrong:

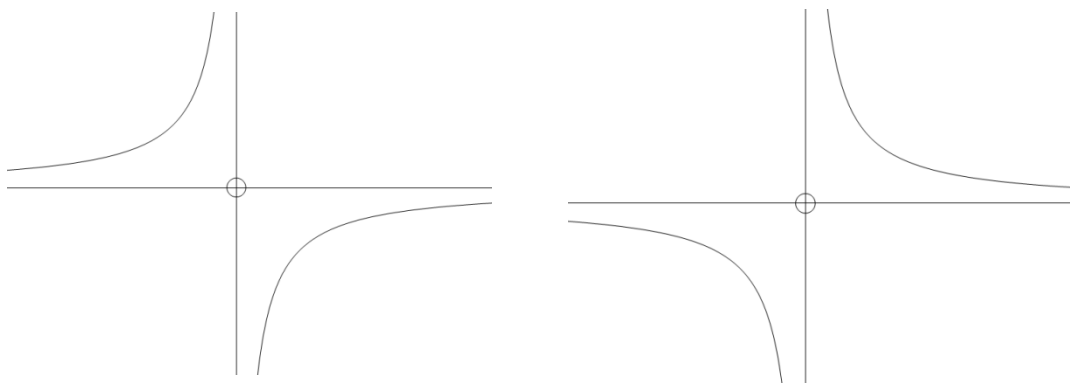


# Bridging the gap between GCSE and A Level Mathematics

- (b) The graph of a **cubic** function (e.g.  $y = 2x^3 - 3x^2 + 4x - 5$ ) has no particular name; it's usually referred to simply as a **cubic graph**. It can take several possible shapes:



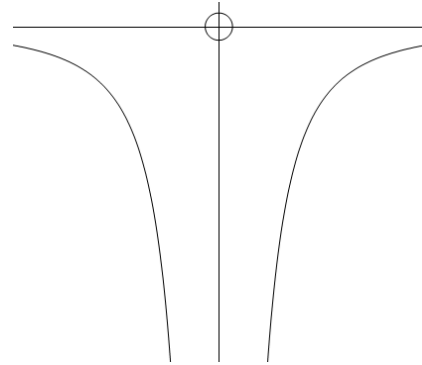
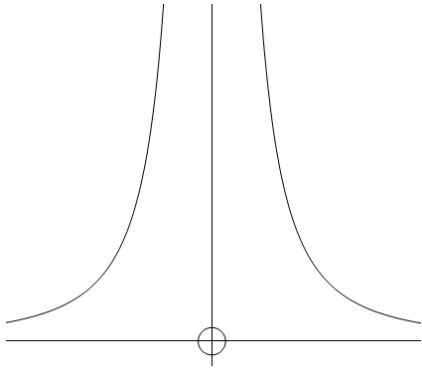
- (c) The graph of  $y = \frac{\text{a constant}}{x}$  is called a **hyperbola**:



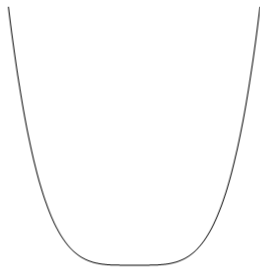
The graph of a hyperbola gets closer and closer to the axes without ever actually touching them. This is called **asymptotic** behaviour, and the axes are referred to as the **asymptotes** of this graph.

# Bridging the gap between GCSE and A Level Mathematics


- (d) The graph of  $y = \frac{\text{a constant}}{x^2}$  is similar (but not identical) to a hyperbola to the right but is in a different quadrant to the left:



- (e) Graphs of higher *even* powers  
 $y = x^4$  ( $y = x^6$  etc. are similar):



- (f) Graphs of higher *odd* powers  
 $y = x^5$  ( $y = x^7$  etc. are similar):



# Bridging the gap between GCSE and A Level Mathematics

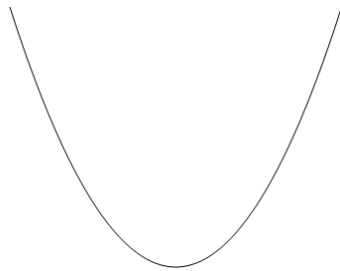
**Which way up?** This is determined by the *sign of the highest power*.

If the sign is positive, the *right-hand* side is (eventually) *above the x-axis*.

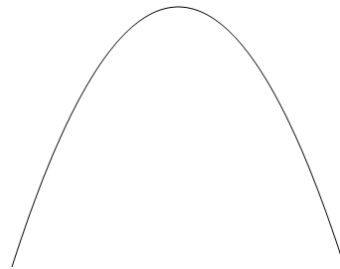
This is because for big values of  $x$  the highest power dominates the expression.

(If  $x = 1000$ ,  $x^3$  is bigger than  $50x^2$ ).

**Examples**  $y = x^2 - 3x - 1$

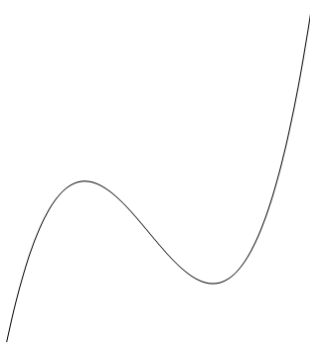


$$y = 10 - x^2$$




These are often referred to (informally!) as **happy** and **sad** parabolas respectively ☺ ☹ .

$$y = x^3 - 3x - 2$$



$$y = 2 - x - x^5$$



# Bridging the gap between GCSE and A Level Mathematics

## Exercise 3.2

Sketch (do not *plot*) the general shape of the graphs of the following curves.

Axes are not required but can be included in the questions marked with an asterix.

1  $y = x^2 - 3x + 2$

2  $y = -x^2 + 5x + 1$

3  $y = 1 - x^2$

4  $y = (x - 2)(x + 4)$

5  $y = (3 - x)(2 + x)$

6  $y = (1 - x)(5 - x)$

7  $y = x^3$

8  $y = -x^3$

9\*  $y = \frac{3}{x}$

10\*  $y = -\frac{2}{x}$

11  $y = (x - 2)(x - 3)(x + 1)$

12\*  $y = \frac{2}{x^2}$

13 Sketch on the same axes the general shape of the graphs of  $y = x^2$  and  $y = x^4$ .

14 Sketch on the same axes the general shape of the graphs of  $y = x^3$  and  $y = x^5$ .

# Bridging the gap between GCSE and A Level Mathematics

## 3.3 Factors

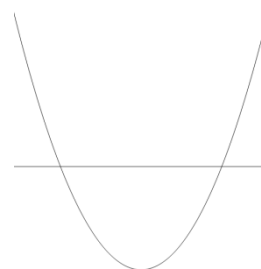
Factors are crucial when curve-sketching.

They tell you where the curve meets the  $x$ -axis.

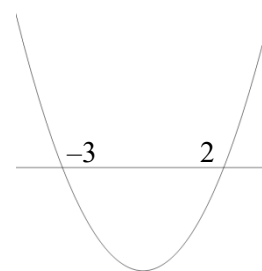
**Do not multiply out brackets!**

**Example** Sketch the graph of  $y = (x - 2)(x + 3)$ .

**Solution** The graph is a *positive* (happy!) *parabola* so start by drawing the *correct shape* with a *horizontal axis* across it.

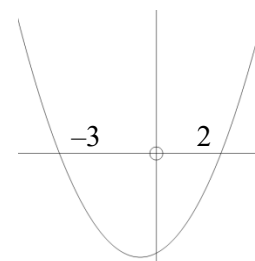


The factors tell you that it crosses the  $x$ -axis at  $x = -3$  and  $x = 2$ .



Mark these on your sketch:

and only now put in the  $y$ -axis, which is clearly slightly nearer 2 than  $-3$ :



**Note:** the lowest point on the graph is *not* on the  $y$ -axis. (Because the graph is symmetrical, it is at  $x = -\frac{1}{2}$ .)

# Bridging the gap between GCSE and A Level Mathematics

## Repeated factors

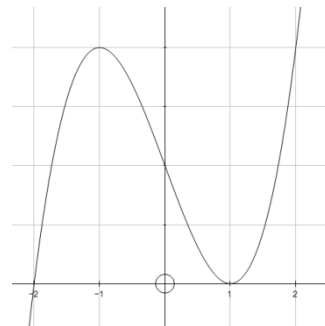
Suppose you want to sketch  $y = (x - 1)^2(x + 2)$ .

You know there is an intercept at  $x = -2$ .

At  $x = 1$  the graph *touches* the axes, as if it were

the graph of  $y = (x - 1)^2$  there.

[More precisely, it is very like  $y = 3(x - 1)^2$  there. That is because, close to  $x = 1$ , the  $(x - 1)^2$  factor changes rapidly, while  $(x + 2)$  remains close to 3.]

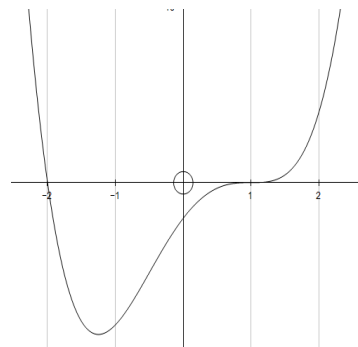


Likewise, the graph of  $y = (x + 2)(x - 1)^3$

looks like  $y = (x - 1)^3$  close to  $x = 1$ .

[Again, more precisely, it is

very like  $y = 3(x - 1)^3$  there.]



# Bridging the gap between GCSE and A Level Mathematics

## Exercise 3.3

Sketch the curves in questions 1–21. Use a different diagram for each. Show the  $x$ -coordinates of the intersections with the  $x$ -axis.

1  $y = x^2$

2  $y = (x - 1)(x - 3)$

3  $y = (x + 2)(x - 4)$

4  $y = x(x - 3)$

5  $y = (x + 2)(3x - 2)$

6  $y = x(4x + 3)$

7  $y = -x(x - 3)$

8  $y = (2 - x)(x + 1)$

9  $y = (3 - x)(2 + x)$

10  $y = (x + 2)(x - 1)(x - 4)$

11  $y = x(x - 1)(x + 2)$

12  $y = -x(x - 1)(x + 2)$

13  $y = (3 - x)(2 - x)(1 - x)$

14  $y = (x - 1)^2(x - 3)$

15  $y = (x - 1)(x - 3)^2$

16  $y = (x + 1)^3$

17  $y = (2 - x)(x + 1)^3$

18  $y = (x + 1)(x + 2)(x - 1)(x - 2)$

19  $y = -(x + 3)(x + 2)(x - 1)(x - 4)$

20  $y = (x - 2)^2(x + 2)^2$

21  $y = (x - 1)(x - 2)^2(x - 3)^3$

- 22 (a) Sketch the graph of  $y = x^2$ .  
(b) Sketch  $y = 2x^2$  on the same axes.  
(c) Sketch  $y = x^2 + 1$  on the same axes.

- 23 (a) Sketch the graph of  $y = \sqrt{x}$ .  
(b) Sketch  $y = 2\sqrt{x}$  on the same axes.

- 24 (a) Sketch the graph of  $y = \frac{1}{x}$ .  
(b) Sketch  $y = \frac{1}{x} + 1$  on the same axes.

# Bridging the gap between GCSE and A Level Mathematics

- 25** (a) Sketch the graph of  $y = \frac{1}{x^2}$ .
- (b) Sketch  $y = \frac{2}{x^2}$  on the same axes.
- 26** (a) Sketch the graph of  $y = x^3$ .
- (b) Sketch  $y = 2x^3$  on the same axes.
- 27** (a) Sketch the graph of  $y = x^4$ .
- (b) Sketch  $y = 3x^4$  on the same axes.
- 28** (a) Sketch the graph of  $y = x^3 - 4x$ .  
[Hint: It cuts the  $x$ -axis at  $-2$ ,  $0$  and  $2$ .]
- (b) Sketch  $y = 2x^3 - 8x$  on the same axes.
- 29** (a) Sketch the graph of  $y = x^4 - x^2$ .  
[Hint: It cuts the  $x$ -axis at  $1$  and  $-1$ , and touches the axis at  $0$ .]
- (b) Sketch  $y = -x^4 + x^2$  on the same axes.
- 30** Sketch, on separate axes, the following graphs. Show the  $x$ -coordinates of the intersections with the  $x$ -axis.
- (a)  $y = 4 - x^2$
- (b)  $y = (x - 2)(x + 1)$
- (c)  $y = -(x - 2)(x + 1)$
- (d)  $y = x(x + 4)$
- (e)  $y = (x - 2)^2$
- (f)  $y = -(x + 1)^2$
- (g)  $y = (1 - x)(2 + x)$

# Bridging the gap between GCSE and A Level Mathematics

## Answers, hints and comments

### Exercise 1.1

- 1 (a)  $p = 7$  (b)  $q = 5$  (c)  $r = 10$
- 2 (a)  $x = 1$  (b)  $x = 5$  (c)  $x = -34$
- 3  $\cos C = \frac{a^2 + b^2 - c^2}{2ab}$
- 4 (a)  $2(x + 5)$  (b)  $4(x + 2)$  (c)  $3(x + 7)$  (d)  $2(x - 3)$
- 5 (a)  $x = -4$  (b)  $x = 9$  (c)  $x = \frac{1}{18}$
- 6 (a)  $x = \frac{2b - ad}{ac - b}$  (or  $\frac{ad - 2b}{b - ac}$ ) (b)  $x = \frac{d(4 - b)}{bc - 2}$  (or  $x = \frac{d(b - 4)}{2 - bc}$ )
- 7 (a)  $a$  (b)  $4$  (c)  $c^4$  (d)  $\frac{1}{4}d^4$

### Exercise 1.2

- 1 (a)  $\frac{20}{7}$  (b)  $\frac{5}{4}$  (c)  $\frac{14}{9}$  (d)  $\frac{4}{5}$
- (e)  $\frac{2}{11}$  (f)  $\frac{8}{33}$  (g)  $\frac{2}{7}$  (h)  $\frac{6}{35}$
- (i)  $\frac{3x^2}{y}$  (j)  $\frac{3x}{y}$  (k)  $\frac{5x^2}{4y}$  (l)  $\frac{5x^2}{6y^2}$
- (m)  $\frac{15x^4}{2y}$  (n)  $\frac{3y^4}{2xz}$  (o)  $\frac{3xy^2}{5z}$  (p)  $\frac{5a^2}{12x^3yz^2}$
- 2 (a)  $x = \sqrt{\frac{A}{2\pi}}$  (b)  $x = \sqrt[3]{\frac{3V}{4\pi}}$  (c)  $x = \frac{u+v}{2t}$  (d)  $x = \sqrt{\frac{3W}{2\pi h}}$
- 3 (a)  $\frac{1+x}{1+3x}$  (b)  $\frac{2+x}{3-x}$  (c)  $\frac{3+2x}{2+x}$
- 4 (a)  $\frac{3x+5}{(x-1)(x+3)}$  (b)  $\frac{x+7}{(x-3)(x+2)}$  (c)  $\frac{x+3}{(2x-1)(3x+2)}$
- (d)  $\frac{x+5}{x+2}$  (e)  $\frac{2x-3}{x-1}$  (f)  $-\frac{x+3}{x+1}$
- (g)  $\frac{6x-1}{4(2x-1)(2x+1)}$

# Bridging the gap between GCSE and A Level Mathematics

5 (a)  $\frac{2x+1}{\sqrt{x}}$  (b)  $\frac{3x+3}{\sqrt{x+3}}$  (c)  $\frac{2x-2}{\sqrt[3]{x-2}}$

6 (a)  $1 + \frac{6}{x-5}$  (b)  $1 + \frac{2}{x+1}$  (c)  $1 - \frac{3}{x+5}$  (d)  $1 - \frac{4}{x-2}$

7 (a)  $1 = A(x+1) + B(x-2)$

(b)  $x+2 = A(x-3) + B(x+2)$

(c)  $2 = A(x+2)(x-3) + B(x+1)(x-3) + C(x+1)(x+2)$

To clear fractions in part (d) you multiply both sides by  $(x-2)^2(x+1)$ , *NOT* by  $(x-2)^2(x-2)(x+1)$ .

(d)  $1 = A(x-2)(x+1) + B(x+1) + C(x-2)^2$

(e)  $1 = Ax(x+2) + B(x+2) + Cx^2$  [again, NOT  $x^3$  anywhere]

## Exercise 1.3

1 (a)  $x^2 + 10x + 25$  (b)  $x^2 - 8x + 16$  (c)  $4x^2 + 4x + 1$

(d)  $9x^2 - 12x + 4$  (e)  $x^2 - 4$  (f)  $9x^2 - 16$

2 (a)  $x + y + 2 = 0$

(b)  $5x + 2y = 0$

(c)  $x + y = 0$

3 (a) impossible (b)  $(x-2)$  (c) impossible

(d) impossible (e) impossible (f)  $x + y$

4 (a)  $(x+4)^2 + 3$  (b)  $(x-5)^2 - 2$  (c)  $(x+1)^2 - 5$

(d)  $(x-2)^2 - 7$  (e)  $(x-1\frac{1}{2})^2 - \frac{1}{4}$  (f)  $(x-2\frac{1}{2})^2 - 12\frac{1}{4}$

5 (a)  $3(x+1)^2 + 4$  (b)  $5(x-2)^2 - 3$  (c)  $2(x+2\frac{1}{2})^2 + \frac{1}{2}$

6 (a)  $(2x+3)^2 + 5$  (b)  $(3x-2)^2 - 5$  (c)  $(4x+5)^2 - 3$

7 (a)  $(x-5)(x+5)$  (b)  $4(x-3)(x+3)$  (c)  $(2x-3y^2)(2x+3y^2)$

(d)  $(3x-1)(x-2)$  (e)  $(3x-2)(x-1)$  (f)  $(3x+2)(2x-3)$

(g)  $(4x+5)(2x-3)$

# Bridging the gap between GCSE and A Level Mathematics

8 (a)  $x^2 + 2 + \frac{1}{x^2}$  (b)  $x^2 - \frac{1}{x^2}$  (c)  $x^2 - 1 - \frac{6}{x^2}$

## Exercise 1.4

1 (a)  $12x$  (b)  $4x^2$   
 (c)  $2 + 3x$  (d)  $12x$  (e)  $3 + y$   
 (f)  $3xy$  (g)  $\frac{2x+5y}{4x+3y}$  (h)  $\frac{x-2y}{3x-y}$   
 (i) can't be simplified (j)  $\frac{2}{3}$  (k)  $\frac{y}{2}$   
 (l) can't be simplified (m)  $-1$  (n)  $-1$

2 (a)  $x = \frac{bpy}{aqz}$  (b)  $x = \frac{4by^2}{3\pi aqz}$

3 (a)  $\frac{6x}{abr^3}$  (b)  $\frac{3h}{2br^3}$

4 [see Example 5]

(a)  $(x-3)^2(5x-14)$  (b)  $(2x+1)^3(14x+5)$   
 (c)  $\frac{1}{2}(k+1)(k+2)$  (d)  $\frac{1}{6}(k+1)(k+2)(2k+3)$

5 (a)  $\frac{x+4}{x-3}$  (b)  $\frac{3x+4}{x+2}$   
 (c)  $\frac{x+1}{x-1}$  (d)  $\frac{x(2x-1)}{x-1}$   
 (e)  $\frac{-1}{x^2\sqrt{x^2+1}}$  (f)  $\frac{x-2}{2x^2\sqrt{1-x}}$   
 (g)  $\frac{-1}{2x\sqrt{x}\sqrt{x+1}}$  (h)  $\frac{3+2x}{3(1+x)}$

## Exercise 1.5

The answer to the question "why not?" in example 1 (page 16) is that  $x^2 + y^2$  has no simple square root. In particular it is not  $x + y$ . [Remember that  $(x + y)^2 = x^2 + 2xy + y^2$ .]

1 (2, 4), (3, 1) 2 (6, -3), (7, 0)

3 (1, -1), (-1, 0) 4 (1, 2), (-1, -2)

5 (2, -1),  $(-\frac{38}{25}, \frac{41}{25})$  6 (7, 4),  $(8, \frac{7}{2})$

# Bridging the gap between GCSE and A Level Mathematics

- |   |  |
|---|--|
| <p><b>7</b> <math>(-5, 4), (\frac{19}{5}, -\frac{13}{5})</math></p> <p><b>9</b> <math>(2, 1), (\frac{1}{2}, 4)</math></p> <p><b>11</b> <math>(2, 1), (-\frac{5}{9}, -\frac{14}{9})</math></p> <p><b>13</b> <math>(\frac{5}{3}, \frac{1}{3}), (-\frac{3}{5}, -\frac{4}{5})</math></p> <p><b>15</b> <math>(6, -5)</math> (only)</p> | <p><b>8</b> <math>(-1, 1), (\frac{5}{3}, -\frac{7}{9})</math></p> <p><b>10</b> <math>(3, 6), (\frac{9}{2}, \frac{9}{2})</math></p> <p><b>12</b> <math>(-1, -2), (\frac{38}{13}, -\frac{9}{13})</math></p> <p><b>14</b> <math>(2, -2)</math> (only)</p> <p><b>16</b> <math>(6, 1), (\frac{14}{3}, \frac{7}{3})</math></p> |
|---|--|

## Exercise 1.6

- 1** (a)  $x^{-1}$  (b)  $x^{-5}$  (c)  $x^{1/5}$  (d)  $x^{3/5}$  (e)  $x^{-1/2}$  (f)  $x^{-1/3}$
- 2** (a)  $\frac{1}{x^4}$  (b) 1 (c)  $\sqrt[6]{x}$  (d)  $\sqrt[4]{x^3}$  (e)  $\frac{1}{\sqrt{x^3}}$
- 3** (a)  $4x^{1/3}$  (b)  $3x^{-2}$  (c)  $5x^{-1/2}$  (d)  $\frac{1}{2}x^{-3}$  (e)  $6x^0$
- 4** (a)  $x^4 + x^2$  (b)  $x^2 + x^{-2}$  (c)  $x^{-4} + x^{-7}$
- 5** (a)  $5\sqrt{3}$  (b)  $6\sqrt{5}$  (c)  $2\sqrt{6}$  (d)  $\frac{1}{5}\sqrt{5}$  (e)  $\frac{1}{2}\sqrt{3}$
- 6** (a)  $\sqrt{2} + 1$  (b)  $\sqrt{6} + 2$  (c)  $2(\sqrt{7} - 2)$  (d)  $\frac{1}{4}(3 - \sqrt{5})$  (e)  $\sqrt{6} + \sqrt{5}$
- 7** In this question apply the method of **5(e)** to each separate part.

$$(\sqrt{2} - \sqrt{1}) + (\sqrt{3} - \sqrt{2}) + (\sqrt{4} - \sqrt{3}) + \dots + (\sqrt{100} - \sqrt{99}) = \sqrt{100} - \sqrt{1} = 9.$$

## Exercise 2.1

- 1** (a) 64.2, 115.8 (b) 53.1, 306.9 (c) 63.4, 243.4  
(d) 203.6, 336.4 (e) 120, 240 (f) 108.4, 288.4
- 2** (a) 64.2, 115.8 (b) 53.1, -53.1 (c) 63.4, -116.6  
(d) -23.6, -156.4 (e) 120, -120 (f) -71.5, 108.4
- 3** (a) 28, 62, 208, 242 (b) 21, 99, 141, 219, 261, 339  
(c) 16, 61, 106, 151, 196, 241, 286, 331 (d) 106.2, 253.7  
(e) 145.1 (f) 105

# Bridging the gap between GCSE and A Level Mathematics

## Exercise 2.2

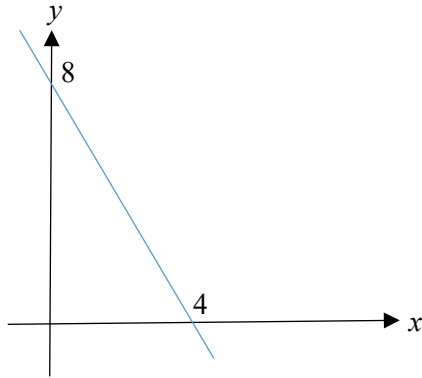
- 1 (a)  $\frac{5}{13}, \frac{12}{5}$  (b)  $\frac{6}{\sqrt{85}}, \frac{7}{\sqrt{85}}$  (c)  $\frac{\sqrt{39}}{8}, \frac{\sqrt{39}}{5}$
- 2 (a)  $p = 20 \sin 26^\circ, q = 20 \cos 26^\circ$  (b)  $r = 5.6 \sin 32^\circ, s = 5.6 \cos 32^\circ$
- (c)  $t = 10 \sin 17^\circ, u = 10 \cos 17^\circ$  (d)  $v = 8.4 \cos 20^\circ, w = 8.4 \sin 20^\circ$

## Exercise 3.1

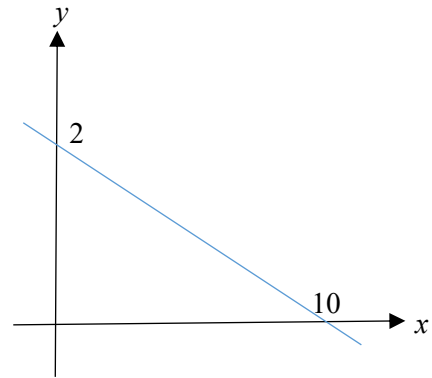
- 1 (a)  $3x - y = 2$  (b)  $x - 2y + 6 = 0$
- (c)  $3x + 4y = 12$  (d)  $14x - 4y = 5$
- (e)  $8x + 12y = 9$  (f)  $12x - 21y = 14$
- 2 (a)  $y = -2x + 8; -2, 8$  (b)  $y = 4x + 9; 4, 9$
- (c)  $y = -\frac{1}{5}x + 2; -\frac{1}{5}, 2$  (d)  $y = \frac{1}{3}x - 5; \frac{1}{3}, -5$
- (e)  $y = -\frac{2}{3}x - 4; -\frac{2}{3}, -4$  (f)  $y = \frac{5}{2}x - 10; \frac{5}{2}, -10$
- (g)  $y = -\frac{3}{5}x + \frac{17}{5}; -\frac{3}{5}, \frac{17}{5}$  (h)  $y = \frac{7}{4}x + \frac{9}{2}; \frac{7}{4}, \frac{9}{2}$

# Bridging the gap between GCSE and A Level Mathematics

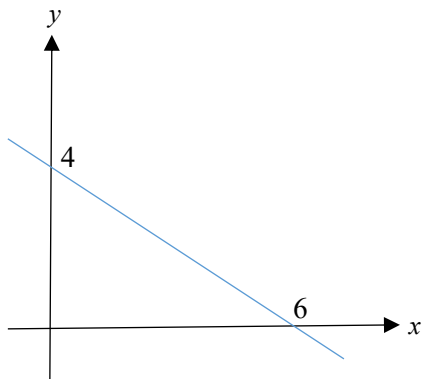
3 (a)



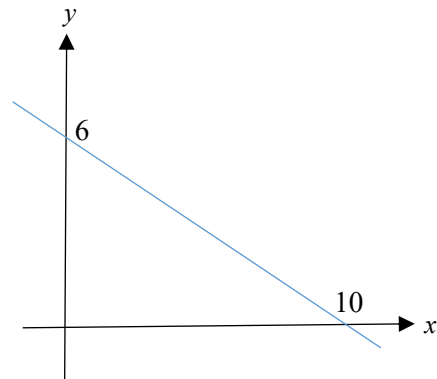
(b)



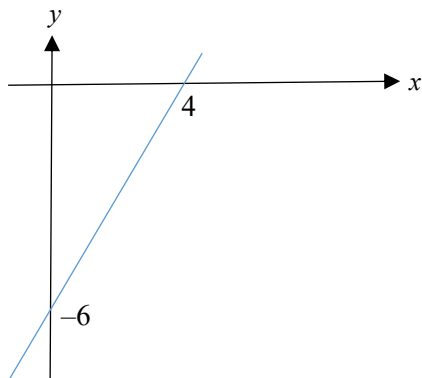
(c)



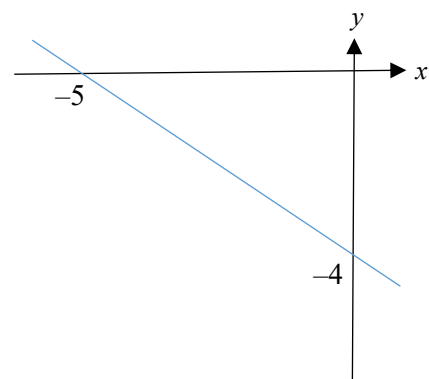
(d)



(e)



(f)



# Bridging the gap between GCSE and A Level Mathematics

## Exercise 3.2

1



2



3



4




5




6



7

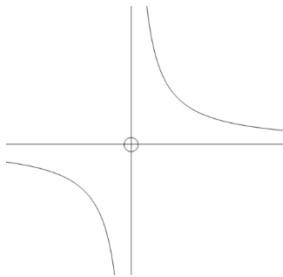


8

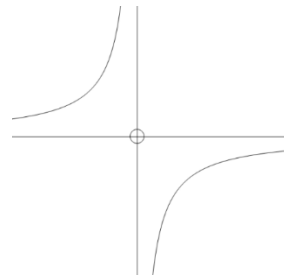


# Bridging the gap between GCSE and A Level Mathematics

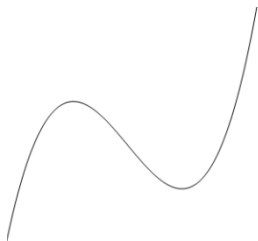
9



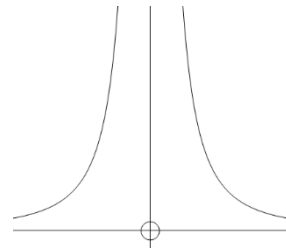
10



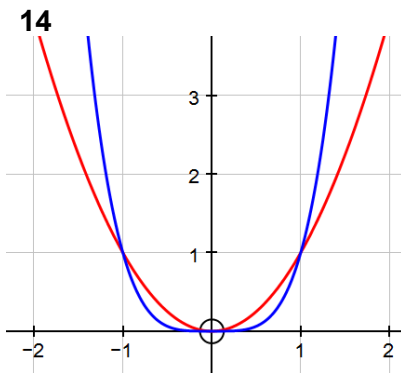
11



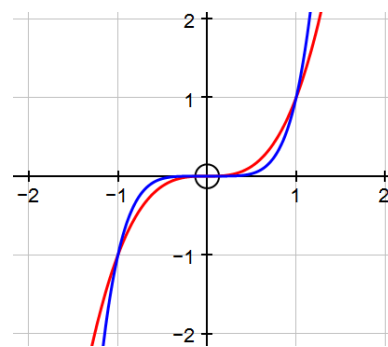
12



13



*red:*  $y = x^2$     *blue:*  $y = x^4$

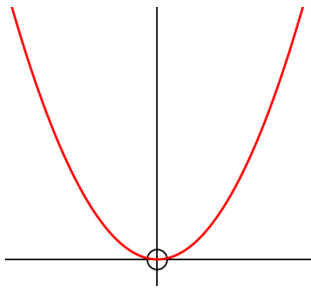


*red:*  $y = x^3$     *blue:*  $y = x^5$

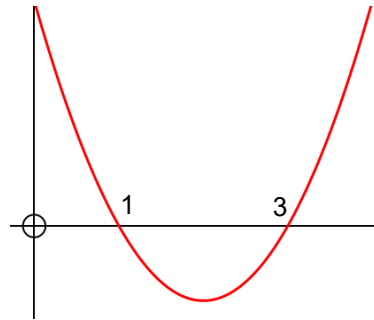
# Bridging the gap between GCSE and A Level Mathematics

## Exercise 3.3

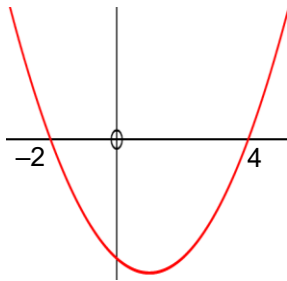
1



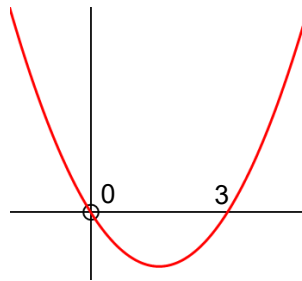
2



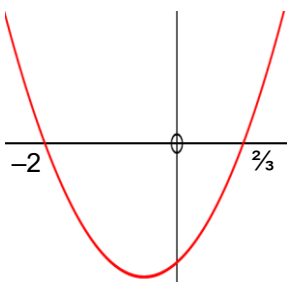
3



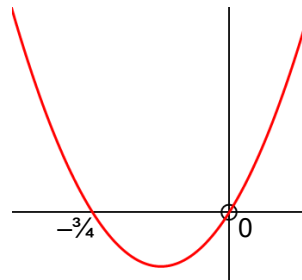
4



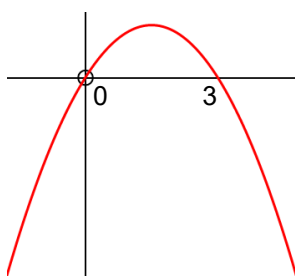
5



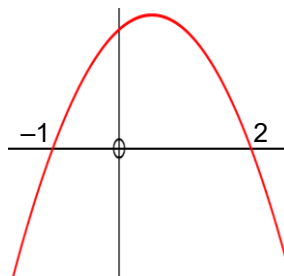
6



7

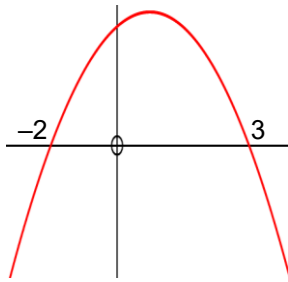


8

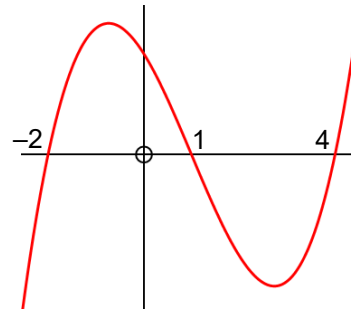


# Bridging the gap between GCSE and A Level Mathematics

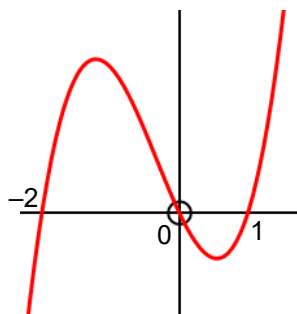
9



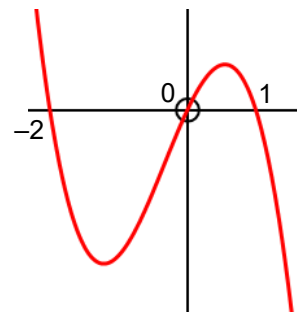
10



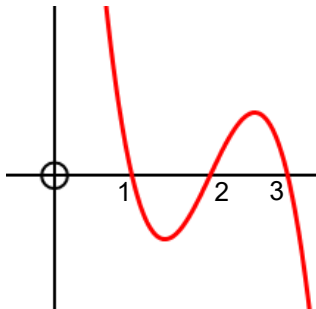
11



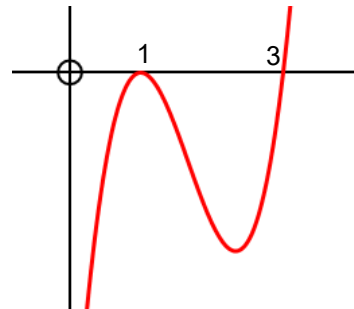
12



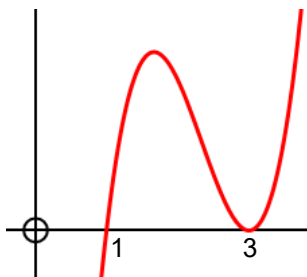
13



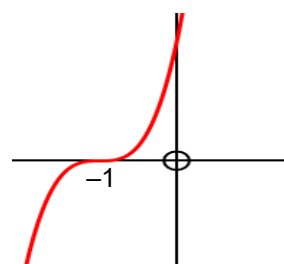
14



15

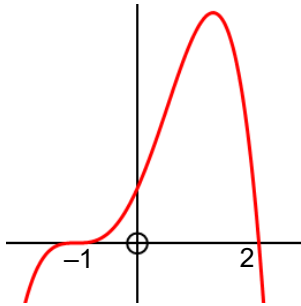


16

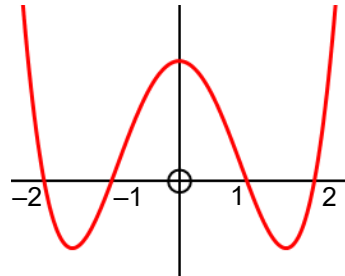


# Bridging the gap between GCSE and A Level Mathematics

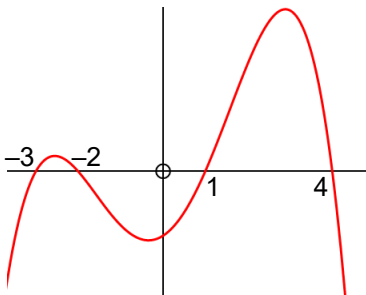
17



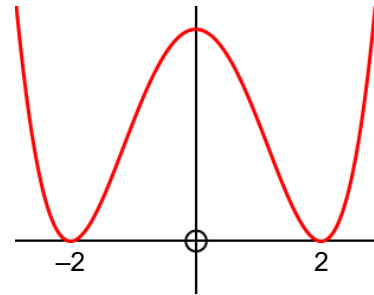
18



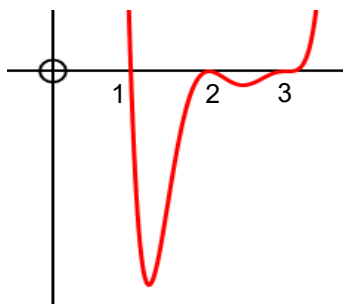
19



20



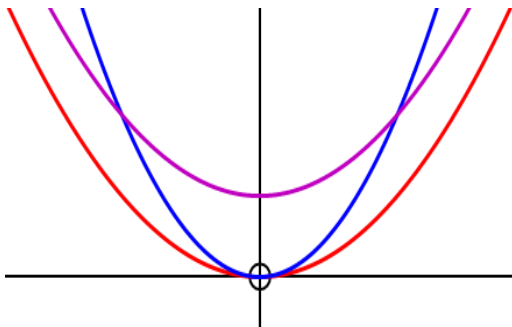
21



*[In this graph in particular, do NOT worry about the y-coordinates of the minimum points.]*

# Bridging the gap between GCSE and A Level Mathematics

22

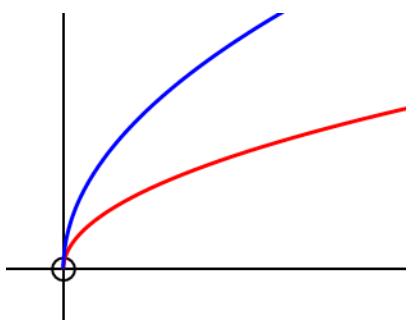


*red:*  $y = x^2$

*blue:*  $y = 2x^2$

*purple:*  $y = x^2 + 1$

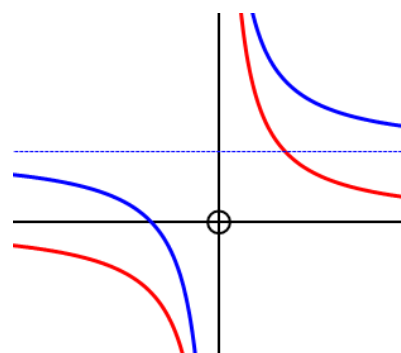
23



*red:*  $y = \sqrt{x}$

*blue:*  $y = 2\sqrt{x}$

24

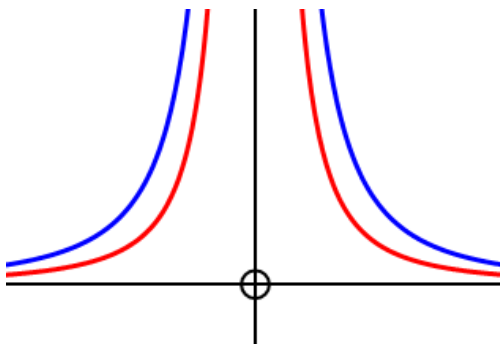


*red:*  $y = \frac{1}{x}$

*blue:*  $y = \frac{1}{x} + 1$

*blue dotted:*  $y = 1$  [horizontal asymptote]

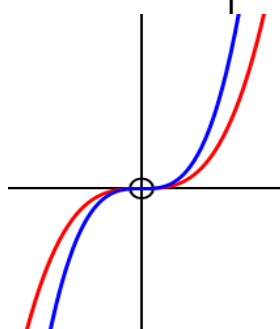
25



*red:*  $y = \frac{1}{x^2}$

*blue:*  $y = \frac{2}{x^2}$

26

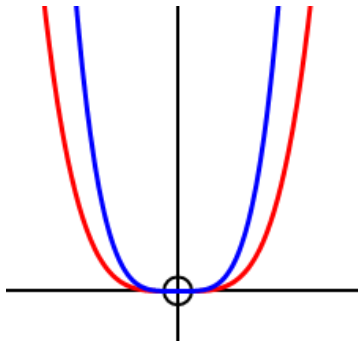


*red:*  $y = x^3$

*blue:*  $y = 2x^3$

# Bridging the gap between GCSE and A Level Mathematics

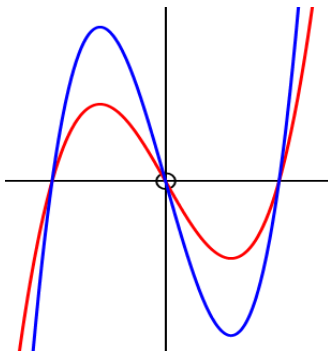
27



*red:*  $y = x^4$

*blue:*  $y = 3x^4$

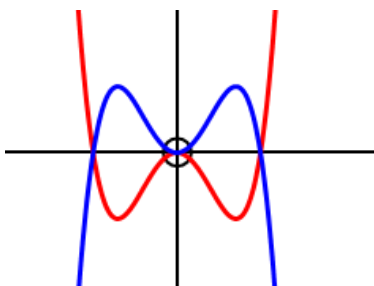
28



*red:*  $y = x^3 - 4x$

*blue:*  $y = 2x^3 - 8x$

29



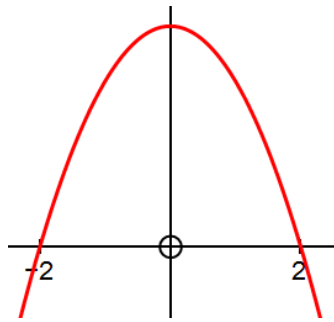
*red:*  $y = x^4 - x^2$

*blue:*  $y = -x^4 + x^2$

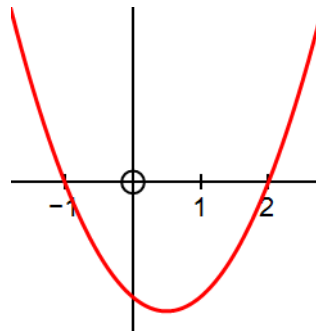
# Bridging the gap between GCSE and A Level Mathematics

30

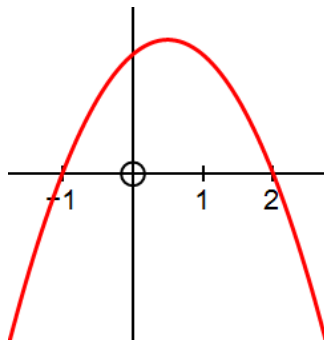
(a)



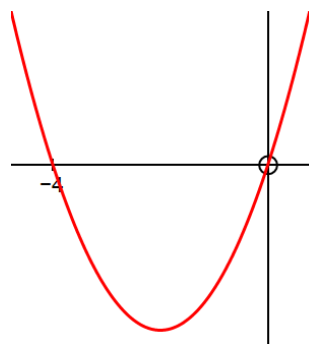
(b)



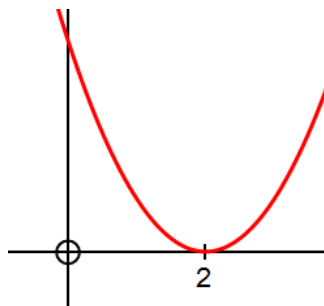
(c)



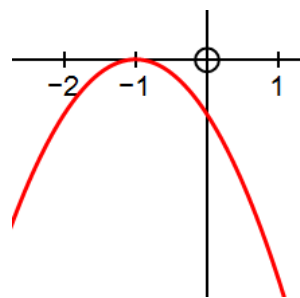
(d)



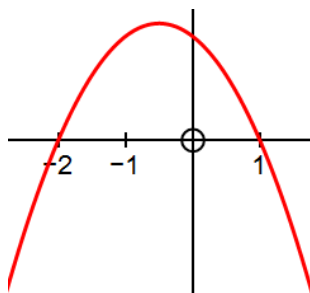
(e)



(f)



(g)



# Bridging the gap between GCSE and A Level Mathematics

**NOTE:** in parts (b), (c) and (g) in particular, the maximum or minimum point is *not* on the  $y$ -axis.

## Further reading

There are a couple of books that are available if you are interested in reading further:

However, I recommend making use of the available resources online below and the Dr Frost login detailed above.

A good online course: <https://amsp.org.uk/teachers/11-16-maths/transition-to-level-3-maths/essential-skills/>

with the following YouTube video for support:

<https://www.youtube.com/watch?v=NP0NhAgSMk8>

And another online, free, resources from our exam board, Edexcel:

<https://www.pearson.com/en-gb/schools/subject-resources/mathematics/unrivalled-support/support-from-pearson/gcse-maths-transition-to-a-level.html>